




August 2, 2013, Park City, Utah  
**Official Special Jumping Results**



Rank	StNr	Name	Division	YOB	km/h	Dist	DPTs	A	B	C	D	E	SPTs	JPTs	TPTs
<b>Class Open C</b>															
1	7	Kam, Kai	ALASKA	2002	0.00	12.5	73.0	15.0	14.0	14.5	14.5	14.5	43.5	116.5	
					0.00	13.5	78.2	13.0	14.5	13.5	13.5	14.0	41.0	119.2	235.7
<b>Class U10 W</b>															
1	9	Macuga, Alli	IMD	2003	0.00	11.5	67.8	15.5	15.0	14.5	13.5	13.5	43.0	110.8	
					0.00	11.5	67.8	14.0	13.5	14.0	13.0	12.0	40.5	108.3	219.1
2	8	Jones, Elle	IMD	2004	0.00	9.5	57.4	15.0	14.5	14.0	13.0	13.5	42.0	99.4	
					0.00	9.5	57.4	13.5	14.5	13.5	13.5	13.5	40.5	97.9	197.3
<b>Class U10 M</b>															
1	15	Belshaw, Eric	RMD	2004	0.00	14.5	83.4	16.0	14.5	15.0	14.0	14.0	43.5	126.9	
					0.00	15.0	86.0	13.5	12.5	13.5	13.0	13.5	40.0	126.0	252.9
2	16	Sias, Read	RMD	2004	0.00	12.5	73.0	14.5	13.5	14.0	13.5	12.5	41.0	114.0	
					0.00	12.5	73.0	13.0	13.0	14.0	13.5	13.0	39.5	112.5	226.5
3	12	Macuga, Daniel	IMD	2005	0.00	13.5	78.2	8.0	7.0	8.0	7.5	7.0	22.5	100.7	
					0.00	14.0	80.8	14.5	15.0	14.5	14.5	14.0	43.5	124.3	225.0
4	11	Glyvka, Maxim	CEN	2006	0.00	13.0	75.6	8.0	7.0	10.0	9.0	8.5	25.5	101.1	
					0.00	13.5	78.2	10.0	9.0	10.5	9.5	8.5	28.5	106.7	207.8
5	13	Roepke, Root	IMD	2006	0.00	6.5	41.8	13.0	13.5	13.5	12.5	12.5	39.0	80.8	
					0.00	5.0	34.0	13.0	14.0	13.5	12.5	12.5	39.0	73.0	153.8

  
 Technical Delegate

  
 Chief of Competition

## PARK CITY NORDIC SKI CLUB



## HS-20

August 2, 2013, Park City, Utah

## Official Special Jumping Results



Rank	StNr	Name	Division	YOB	km/h	Dist	DPts	A	B	C	D	E	SPts	JPts	TPts
<b>Class Open C</b>															
1	18	Kam, Zane	ALASKA	2000	0.00	15.0	36.0	14.5	15.0	15.0	15.0	14.0	44.5	80.5	
					0.00	17.0	45.6	15.5	14.5	16.0	15.0	14.5	45.0	90.6	171.1
2	20	Compton, Gus	ALASKA	2001	0.00	15.5	38.4	13.5	14.5	15.0	14.0	14.0	42.5	80.9	
					0.00	15.5	38.4	13.0	14.0	14.0	13.5	14.0	41.5	79.9	160.8
3	19	Drivdahl, Kristin	IMD	2001	0.00	14.0	31.2	9.0	9.0	10.0	9.0	9.0	27.0	58.2	
					0.00	14.0	31.2	6.5	9.0	10.0	8.5	8.5	26.0	57.2	115.4
<b>Class U12 G</b>															
1	23	Belshaw, Annika	RMD	2002	0.00	16.5	43.2	15.0	13.5	15.0	14.5	14.5	44.0	87.2	
					0.00	17.0	45.6	14.0	14.5	15.0	14.5	13.5	43.0	88.6	175.8
2	25	Knutson, Madison	RMD	2002	0.00	15.0	36.0	15.5	14.5	15.5	14.5	15.0	45.0	81.0	
					0.00	15.5	38.4	13.0	13.5	15.0	13.5	14.0	41.0	79.4	160.4
3	24	Jones, Paige	IMD	2002	0.00	14.5	33.6	14.5	14.0	15.0	14.5	14.5	43.5	77.1	
					0.00	14.0	31.2	14.0	14.5	15.5	13.5	13.5	42.0	73.2	150.3
4	22	Macuga, Lauren	IMD	2002	0.00	12.5	24.0	14.0	14.5	14.5	13.5	14.0	42.5	66.5	
					0.00	13.5	28.8	9.0	9.0	10.5	9.5	8.5	27.5	56.3	122.8
5	21	Stretch, Saige	CANADA	2002	0.00	11.0	16.8	12.0	10.5	11.0	11.0	11.0	33.0	49.8	
					0.00	11.5	19.2	12.5	10.5	11.0	10.5	9.0	32.0	51.2	101.0
6	8	Jones, Elle	IMD	2004	0.00	8.0	2.4	13.5	13.5	14.5	13.0	13.0	40.0	42.4	
					0.00	10.0	12.0	13.5	13.5	14.5	13.0	13.0	40.0	52.0	94.4

## PARK CITY NORDIC SKI CLUB



## HS-20

August 2, 2013, Park City, Utah

## Official Special Jumping Results



Rank	StNr	Name	Division	YOB	km/h	Dist	DPts	A	B	C	D	E	SPTs	JPTs	TPts
<b>Class U12 B</b>															
1	49	Bolton, Sam	CANADA	2002	0.00	18.5	52.8	14.5	13.0	15.0	15.5	15.0	44.5	97.3	
					0.00	19.5	57.6	16.5	16.0	17.0	16.0	15.5	48.5	106.1	203.4
2	41	Jarrett, Jack	IMD	2002	0.00	19.5	57.6	15.0	14.5	15.5	14.5	15.0	44.5	102.1	
					0.00	19.5	57.6	14.5	14.5	16.5	14.5	13.5	43.5	101.1	203.2
3	52	Stretch, Max	CANADA	2002	0.00	18.5	52.8	16.0	14.5	16.0	15.5	15.0	46.5	99.3	
					0.00	18.5	52.8	16.0	14.5	17.0	14.5	15.5	46.0	98.8	198.1
4	27	Polster, Tay	IMD	2003	0.00	18.5	52.8	16.5	16.0	16.5	16.0	14.5	48.5	101.3	
					0.00	18.0	50.4	15.5	14.5	16.0	14.5	15.0	45.0	95.4	196.7
5	26	Gilbertson, Gunner	RMD	2003	0.00	17.5	48.0	15.5	15.0	15.0	14.0	14.5	44.5	92.5	
					0.00	19.0	55.2	13.5	13.5	15.0	13.0	14.0	41.0	96.2	188.7
6	48	Tremblay, Stephane	CANADA	2003	0.00	17.0	45.6	15.0	14.0	15.5	15.0	15.0	45.0	90.6	
					0.00	18.0	50.4	16.0	16.0	15.5	16.0	15.5	47.5	97.9	188.5
7	28	Flanigan, Bode	RMD	2002	0.00	18.5	52.8	8.5	7.5	7.5	8.5	8.0	24.0	76.8	
					0.00	18.5	52.8	15.5	14.5	15.5	14.5	15.0	45.0	97.8	174.6
8	15	Belshaw, Eric	RMD	2004	0.00	16.0	40.8	15.5	14.5	15.5	15.0	14.5	45.0	85.8	
					0.00	17.0	45.6	14.5	14.0	15.5	14.0	14.0	42.5	88.1	173.9
9	45	Hopkins, Ben	CANADA	2003	0.00	15.0	36.0	13.5	14.0	16.0	15.0	15.0	44.0	80.0	
					0.00	17.0	45.6	13.0	13.5	15.0	13.0	14.5	41.0	86.6	166.6
10	12	Macuga, Daniel	IMD	2005	0.00	12.5	24.0	14.0	14.5	15.0	14.5	14.5	43.5	67.5	
					0.00	14.0	31.2	13.0	12.5	13.5	12.5	13.0	38.5	69.7	137.2
11	11	Glyvka, Maxim	CEN	2006	0.00	12.0	21.6	13.0	13.0	13.5	13.0	14.0	39.5	61.1	
					0.00	13.5	28.8	12.5	10.5	13.0	12.5	12.0	37.0	65.8	126.9
12	16	Sias, Read	RMD	2004	0.00	11.0	16.8	12.5	13.0	13.5	12.5	12.0	38.0	54.8	
					0.00	11.0	16.8	13.5	13.5	14.5	12.5	13.5	40.5	57.3	112.1

Technical Delegate

Chief of Competition

## PARK CITY NORDIC SKI CLUB





August 2, 2013, Park City, Utah  
**Official Special Jumping Results**



Rank	StNr	Name	Division	YOB	km/h	Dist	DPts	A	B	C	D	E	Spts	JPts	TPts
<b>Class Open C</b>															
1	54	Armstrong, Gabby	EAST	1998	0.00	31.5	32.8	13.5	13.5	14.5	13.5	13.0	40.5	73.3	
					0.00	30.5	29.6	14.5	13.5	14.0	12.5	13.0	40.5	70.1	143.4
2	31	Compton, Hugo	ALASKA	1999	0.00	28.0	21.6	14.0	14.5	14.0	13.5	13.0	41.5	63.1	
					0.00	28.0	21.6	13.5	14.0	14.0	13.0	13.0	40.5	62.1	125.2
3	29	Requist, Olivia	RMD	1999	0.00	20.0	-4.0	12.0	13.5	13.5	12.0	12.0	37.5	33.5	
					0.00	16.0	-16.8	11.0	13.5	13.5	12.0	12.0	37.5	20.7	54.2
<b>Class U14 G</b>															
1	55	Maurer, Nicole	CANADA	2000	0.00	34.0	40.8	14.0	12.5	14.5	13.5	11.5	40.0	80.8	
					0.00	36.5	48.8	15.5	14.5	15.0	15.0	15.0	45.0	93.8	174.6
2	56	Schrock, Hana	CEN	2001	0.00	33.5	39.2	14.5	14.0	15.0	14.0	15.0	43.5	82.7	
					0.00	34.5	42.4	15.0	14.5	16.0	15.0	15.5	45.5	87.9	170.6
3	51	Streit, Abi	CANADA	2001	0.00	37.0	50.4	9.0	7.5	8.5	9.0	8.0	25.5	75.9	
					0.00	34.5	42.4	16.5	16.0	15.5	15.5	15.0	47.0	89.4	165.3
4	57	Bickner, Kailey	CEN	2000	0.00	25.0	12.0	14.0	15.0	15.0	14.0	14.0	43.0	55.0	
					0.00	25.0	12.0	14.5	15.0	15.5	14.5	14.5	44.0	56.0	111.0
5	33	Gebhardt, Waverly	RMD	2001	0.00	23.0	5.6	14.5	14.0	15.0	15.0	13.5	43.5	49.1	
					0.00	25.0	12.0	14.5	14.5	15.5	15.0	15.0	44.5	56.5	105.6
6	24	Jones, Paige	IMD	2002	0.00	21.0	-0.8	13.5	13.5	14.0	13.5	12.5	40.5	39.7	
					0.00	23.0	5.6	13.5	13.5	14.5	14.0	13.5	41.0	46.6	86.3
7	23	Belshaw, Annika	RMD	2002	0.00	20.0	-4.0	12.0	12.5	13.0	12.5	11.0	37.0	33.0	
					0.00	19.5	-5.6	13.0	14.0	13.5	12.0	12.5	39.0	33.4	66.4
8	34	Mattoon, Natalia	CEN	2001	0.00	15.0	-20.0	12.5	13.5	13.5	12.5	12.0	38.5	18.5	
					0.00	21.5	0.8	11.0	13.0	14.0	12.0	11.5	36.5	37.3	55.8

## PARK CITY NORDIC SKI CLUB





August 2, 2013, Park City, Utah

## Official Special Jumping Results



Rank	StNr	Name	Division	YOB	km/h	Dist	DPts	A	B	C	D	E	SPts	JPts	TPts
<b>Class U14 B</b>															
1	46	Munn, Ollie	CANADA	2000	0.00	38.0	53.6	16.0	15.5	16.0	16.0	15.5	47.5	101.1	
					0.00	40.5	61.6	17.0	15.0	16.5	16.5	16.0	49.0	110.6	211.7
2	44	Dean, Decker	RMD	2000	0.00	39.5	58.4	17.0	15.5	16.0	15.0	15.0	46.5	104.9	
					0.00	39.5	58.4	16.5	15.0	16.5	15.5	15.0	47.0	105.4	210.3
3	40	Schumann, Stephen	IMD	2000	0.00	39.0	56.8	16.5	14.5	16.0	15.5	15.0	46.5	103.3	
					0.00	38.5	55.2	15.5	15.0	15.5	16.0	15.0	46.0	101.2	204.5
4	59	Fairgieve-Park, Katin	CANADA	2000	0.00	40.0	60.0	15.0	15.0	14.5	13.5	14.0	43.5	103.5	
					0.00	37.5	52.0	15.0	15.0	16.0	14.0	14.5	44.5	96.5	200.0
5	39	Vargas, Elijah	RMD	2000	0.00	37.5	52.0	17.5	16.5	17.0	16.0	16.0	49.5	101.5	
					0.00	36.5	48.8	16.0	14.5	15.5	16.0	15.0	46.5	95.3	196.8
6	49	Bolton, Sam	CANADA	2002	0.00	36.5	48.8	16.0	15.5	16.5	15.5	15.5	47.0	95.8	
					0.00	36.0	47.2	16.0	16.0	16.0	16.0	16.0	48.0	95.2	191.0
7	5	Urlaub, Andrew	GEN	2001	0.00	35.5	45.6	14.5	13.0	14.0	12.5	12.0	39.5	85.1	
					0.00	38.0	53.6	16.0	14.0	15.5	14.0	14.5	44.0	97.6	182.7
8	53	Van Leirop, Joey	CANADA	2001	0.00	36.5	48.8	14.5	13.5	15.0	13.5	13.0	41.5	90.3	
					0.00	35.5	45.6	16.0	14.0	15.0	16.5	15.5	46.5	92.1	182.4
9	35	Gamber, Bennett	RMD	2001	0.00	32.0	34.4	15.0	15.0	15.5	14.5	14.5	44.5	78.9	
					0.00	35.5	45.6	15.0	14.0	15.0	14.5	14.5	44.0	89.6	168.5
10	36	Rowse, Lucas	RMD	2001	0.00	32.0	34.4	14.5	15.0	14.5	13.5	14.0	43.0	77.4	
					0.00	33.5	39.2	14.0	14.0	15.0	13.5	15.0	43.0	82.2	159.6
11	42	Burger, Teague	RMD	2001	0.00	31.5	32.8	14.0	14.0	14.5	14.0	14.0	42.0	74.8	
					0.00	32.0	34.4	15.0	15.0	14.5	13.5	14.5	44.0	78.4	153.2
12	50	Virug, Chris	CANADA	2001	0.00	33.5	39.2	16.0	14.5	16.0	14.5	14.0	45.0	84.2	
					0.00	34.0	40.8	10.0	9.0	9.0	10.0	9.0	28.0	68.8	153.0
13	58	Buckland, Dawson	CANADA	2000	0.00	31.5	32.8	14.0	13.5	14.5	13.0	14.0	41.5	74.3	
					0.00	32.0	34.4	13.0	15.0	15.0	14.0	13.5	42.5	76.9	151.2
14	43	Andrews, Brenden	RMD	2000	0.00	27.0	18.4	13.5	14.0	14.5	13.5	14.0	41.5	59.9	
					0.00	35.5	45.6	15.5	14.0	15.5	15.0	14.0	44.5	90.1	150.0
15	48	Tremblay, Stephane	CANADA	2003	0.00	29.5	26.4	15.5	16.0	16.0	16.0	15.5	47.5	73.9	
					0.00	31.5	32.8	14.0	12.0	13.0	13.5	13.0	39.5	72.3	146.2
16	41	Jarrett, Jack	IMD	2002	0.00	31.0	31.2	13.0	14.0	14.0	12.5	14.0	41.0	72.2	
					0.00	31.5	32.8	13.5	14.0	13.0	13.0	14.0	40.5	73.3	145.5
17	52	Stretch, Max	CANADA	2002	0.00	30.5	29.6	14.0	14.5	14.0	13.5	14.5	42.5	72.1	
					0.00	30.0	28.0	14.5	14.0	14.5	14.5	14.0	43.0	71.0	143.1

## PARK CITY NORDIC SKI CLUB



## HS-42

August 2, 2013, Park City, Utah

## Official Special Jumping Results



Rank	StNr	Name	Division	YOB	km/h	Dist	DPTs	A	B	C	D	E	SPTs	JPTs	TPTs
18	47	Rogans, Cory	CANADA	2001	0.00	26.0	15.2	13.5	14.5	14.0	13.0	14.0	41.5	56.7	
					0.00	26.5	16.8	13.0	13.5	13.5	13.0	14.0	40.0	56.8	113.5
19	37	Murray, Alexander	ALASKA	2001	0.00	24.0	8.8	13.0	13.5	14.0	13.0	13.0	39.5	48.3	
					0.00	26.0	15.2	14.0	14.0	13.5	13.5	13.5	41.0	56.2	104.5
20	27	Polster, Tay	IMD	2003	0.00	23.5	7.2	13.0	13.5	14.0	12.5	12.5	39.0	46.2	
					0.00	25.5	13.6	15.0	14.5	15.0	13.0	15.0	44.5	58.1	104.3
21	38	Hermanson, Eli	ALASKA	2001	0.00	25.0	12.0	12.5	13.5	13.5	12.0	13.0	39.0	51.0	
					0.00	24.0	8.8	11.5	13.5	13.5	12.0	13.0	38.5	47.3	98.3
22	45	Hopkins, Ben	CANADA	2003	0.00	22.0	2.4	11.0	13.5	13.5	12.0	12.0	37.5	39.9	
					0.00	22.0	2.4	11.0	13.5	13.5	12.0	12.0	37.5	39.9	79.8
23	19	Drivdahl, Kristin	IMD	2001	0.00	21.0	-0.8	6.0	5.0	5.0	5.0	5.0	15.0	14.2	
					0.00	19.0	-7.2	7.0	8.0	7.5	5.5	7.0	21.5	14.3	28.5

Technical Delegate

Chief of Competition

## PARK CITY NORDIC SKI CLUB





August 2, 2013, Park City, Utah

## Official Special Jumping Results



Rank	StNr	Name	Division	YOB	km/h	Dist	Dpts	A	B	C	D	E	Spts	Jpts	Tpts
<b>Class Open C</b>															
1	41	Doyle, Matt	EAST	1996	0.00	54.5	37.2	15.0	15.5	15.5	16.0	14.5	46.0	83.2	
					0.00	53.0	33.6	15.5	15.5	16.5	16.0	16.0	47.5	81.1	164.3
<b>Class U17 G</b>															
1	40	Yip, Raven	CANADA	1997	0.00	56.0	40.8	16.5	17.0	17.0	15.5	16.0	49.5	90.3	
					0.00	59.0	48.0	16.5	16.5	17.0	17.0	16.5	50.0	98.0	188.3
2	54	Maurer, Nicole	CANADA	2000	0.00	51.0	28.8	16.0	16.0	16.5	16.0	15.5	48.0	76.8	
					0.00	55.0	38.4	15.5	15.5	16.5	16.0	15.5	47.0	85.4	162.2
3	29	Bodnarchuck, Natash	CANADA	1998	0.00	52.0	31.2	16.0	16.0	16.0	15.5	15.0	47.5	78.7	
					0.00	52.0	31.2	15.5	16.0	16.5	16.0	15.0	47.5	78.7	157.4
4	47	Bruce, Mahni	CANADA	1997	0.00	51.0	28.8	15.5	16.0	16.0	15.5	15.5	47.0	75.8	
					0.00	53.0	33.6	15.0	16.0	16.0	15.5	15.5	47.0	80.6	156.4
5	53	Hamming, Eloera	CANADA	1999	0.00	50.0	26.4	15.5	15.0	16.0	15.5	15.5	46.5	72.9	
					0.00	53.0	33.6	15.0	14.5	16.0	15.0	14.5	44.5	78.1	151.0
6	30	Streit, Abi	CANADA	2001	0.00	45.5	15.6	14.5	15.0	15.5	16.0	15.0	45.5	61.1	
					0.00	46.0	16.8	14.5	15.5	15.5	16.0	15.5	46.5	63.3	124.4
7	36	Enno, Miranda	CANADA	1997	0.00	45.0	14.4	14.0	14.0	14.0	14.5	14.5	42.5	56.9	
					0.00	46.0	16.8	14.0	14.0	14.5	15.5	14.5	43.0	59.8	116.7
8	6	Nester, Sophia	IMD	1999	0.00	42.0	7.2	13.5	13.0	15.5	14.0	13.5	41.0	48.2	
					0.00	41.0	4.8	14.0	13.5	16.0	14.5	15.0	43.5	48.3	96.5
9	34	Armstrong, Gabby	EAST	1998	0.00	40.5	3.6	12.5	13.0	14.0	13.0	13.5	39.5	43.1	
					0.00	41.5	6.0	12.0	12.5	14.0	12.0	13.5	38.0	44.0	87.1
10	48	Schrock, Hana	CEN	2001	0.00	39.0	0.0	13.5	14.5	14.5	14.5	13.5	42.5	42.5	
					0.00	38.0	-2.4	13.5	14.0	14.5	13.0	13.0	40.5	38.1	80.6
11	15	Requist, Melissa	RMD	1997	0.00	37.0	-4.8	13.5	13.5	14.0	13.5	13.0	40.5	35.7	
					0.00	37.0	-4.8	12.5	14.0	14.0	12.5	14.0	40.5	35.7	71.4

## PARK CITY NORDIC SKI CLUB





August 2, 2013, Park City, Utah

## Official Special Jumping Results



Rank	StNr	Name	Division	YOB	km/h	Dist	Dpts	A	B	C	D	E	Spts	Jpts	TPts
<b>Class U17 B</b>															
1	42	Gessner, Finn	CEN	1999	0.00	60.0	50.4	16.5	16.5	16.0	17.5	16.5	49.5	99.9	
					0.00	62.0	55.2	16.5	16.5	16.5	17.0	16.0	49.5	104.7	204.6
2	25	Larson, Casey	CEN	1998	0.00	61.0	52.8	17.5	17.0	16.5	17.5	17.0	51.5	104.3	
					0.00	58.5	46.8	17.0	17.0	17.0	17.0	18.0	51.0	97.8	202.1
3	18	Petersen, Davis	RMD	1999	0.00	60.0	50.4	17.5	17.0	17.0	17.0	17.0	51.0	101.4	
					0.00	59.5	49.2	16.0	16.5	17.5	16.0	17.0	49.5	98.7	200.1
4	52	Kaiser, Ben	CEN	1998	0.00	61.0	52.8	16.0	16.0	16.5	17.0	16.0	48.5	101.3	
					0.00	60.0	50.4	16.0	15.0	15.5	15.5	14.5	46.0	96.4	197.7
5	55	Andrews, Grant	RMD	1997	0.00	59.0	48.0	15.5	16.0	16.5	16.5	16.0	48.5	96.5	
					0.00	60.5	51.6	15.5	15.5	17.0	16.0	16.5	48.0	99.6	196.1
6	24	Loomis, Ben	CEN	1998	0.00	57.0	43.2	17.0	16.5	17.0	17.0	17.0	51.0	94.2	
					0.00	59.5	49.2	16.5	16.5	17.0	17.0	17.0	50.5	99.7	193.9
7	33	Dean, Decker	RMD	2000	0.00	55.0	38.4	16.0	16.0	16.5	17.5	16.0	48.5	86.9	
					0.00	62.5	56.4	16.0	16.5	16.0	17.0	15.5	48.5	104.9	191.8
8	50	Edlund, Trevor	CEN	1997	0.00	59.0	48.0	16.5	16.5	16.5	16.0	16.0	49.0	97.0	
					0.00	59.0	48.0	15.5	15.5	15.5	16.0	15.5	46.5	94.5	191.5
9	58	Van Leirop, Jack	CANADA	1999	0.00	59.0	48.0	17.0	16.5	17.5	16.0	16.0	49.5	97.5	
					0.00	58.0	45.6	16.0	15.5	16.5	16.0	15.5	47.5	93.1	190.6
10	7	Schumann, Stephen	IMD	2000	0.00	56.0	40.8	16.0	16.0	16.5	15.5	15.0	47.5	88.3	
					0.00	61.0	52.8	16.5	15.5	16.0	15.5	15.5	47.0	99.8	188.1
11	31	Polz, Matthew	CANADA	1997	0.00	56.5	42.0	16.5	17.0	17.0	17.0	16.0	50.5	92.5	
					0.00	58.5	46.8	16.0	16.5	16.0	16.5	16.0	48.5	95.3	187.8
12	16	Reid, Rogan	CANADA	1997	0.00	56.0	40.8	15.5	15.5	16.5	17.0	15.5	47.5	88.3	
					0.00	60.0	50.4	16.0	16.0	16.5	16.5	15.5	48.5	98.9	187.2
13	13	Vargas, Koby	RMD	1998	0.00	56.0	40.8	16.5	16.0	16.0	16.0	16.0	48.0	88.8	
					0.00	58.5	46.8	16.5	15.5	17.0	16.0	15.5	48.0	94.8	183.6
14	12	Gebhardt, Wyatt	RMD	1999	0.00	52.0	31.2	16.5	16.0	17.0	16.5	16.5	49.5	80.7	
					0.00	60.0	50.4	17.0	16.5	17.0	17.0	16.0	50.5	100.9	181.6
15	11	Rosenthal, Peter	RMD	1998	0.00	54.0	36.0	17.0	16.0	16.0	16.0	16.0	48.0	84.0	
					0.00	58.5	46.8	15.5	16.0	16.5	16.5	15.0	48.0	94.8	178.8
16	37	Mattoon, Nate	CEN	1998	0.00	54.0	36.0	15.5	14.5	15.0	15.5	15.0	45.5	81.5	
					0.00	57.0	43.2	15.5	15.0	15.5	15.5	15.0	46.0	89.2	170.7
17	61	White, Trent	EAST	1998	0.00	55.0	38.4	14.0	15.0	15.5	16.0	15.0	45.5	83.9	
					0.00	55.0	38.4	15.0	14.5	15.5	15.5	15.0	45.5	83.9	167.8

## PARK CITY NORDIC SKI CLUB







August 2, 2013, Park City, Utah

## Official Special Jumping Results



Rank	StNr	Name	Division	YOB	km/h	Dist	Dpts	A	B	C	D	E	SPts	JPts	TPts
18	60	Hoffman, Joe	CEN	1997	0.00	51.0	28.8	15.5	16.0	16.5	16.5	16.0	48.5	77.3	
					0.00	55.0	38.4	16.5	15.5	16.5	16.0	17.0	49.0	87.4	164.7
19	23	Gasiénica, Patrick	CEN	1998	0.00	53.5	34.8	16.0	15.5	16.0	16.5	15.5	47.5	82.3	
					0.00	52.0	31.2	16.0	16.0	16.0	16.5	15.0	48.0	79.2	161.5
20	26	Mitchell, Logan	CANADA	1997	0.00	52.0	31.2	14.5	16.0	15.5	15.5	16.0	47.0	78.2	
					0.00	52.0	31.2	15.0	15.5	16.5	15.5	15.0	46.0	77.2	155.4
21	51	Hamler, Adam	CEN	1997	0.00	50.0	26.4	15.0	15.5	16.5	15.0	15.0	45.5	71.9	
					0.00	53.0	33.6	14.5	15.5	16.5	16.0	15.5	47.0	80.6	152.5
22	8	Vargas, Elijah	RMD	2000	0.00	50.0	26.4	17.0	16.0	16.0	16.0	16.5	48.5	74.9	
					0.00	50.0	26.4	16.0	16.0	16.5	16.0	16.5	48.5	74.9	149.8
23	56	Munn, Ollie	CANADA	2000	0.00	50.0	26.4	15.5	16.0	16.5	16.5	15.5	48.0	74.4	
					0.00	50.0	26.4	15.0	15.5	16.0	16.0	16.0	47.5	73.9	148.3
24	32	Livreri, Landon	EAST	2001	0.00	50.0	26.4	15.5	16.0	15.0	16.5	15.0	46.5	72.9	
					0.00	50.0	26.4	15.0	16.0	16.0	16.0	16.0	48.0	74.4	147.3
25	17	Schulz, Karl	EAST	1998	0.00	49.0	24.0	14.0	15.0	14.5	16.0	15.0	44.5	68.5	
					0.00	52.0	31.2	14.5	16.0	15.5	16.0	16.0	47.5	78.7	147.2
26	59	Van Leirop, Joey	CANADA	2001	0.00	48.0	21.6	14.5	14.5	15.5	14.5	15.5	44.5	66.1	
					0.00	53.0	33.6	15.5	15.0	15.5	15.5	15.0	46.0	79.6	145.7
27	45	Smith, Hunter	CEN	2001	0.00	47.0	19.2	15.0	16.5	16.0	15.5	15.5	47.0	66.2	
					0.00	50.0	26.4	15.5	16.0	16.0	15.5	16.0	47.5	73.9	140.1
28	9	Hoefler, Tucker	IMD	1998	0.00	49.0	24.0	15.0	15.0	14.0	15.5	15.0	45.0	69.0	
					0.00	50.0	26.4	14.0	14.5	14.0	14.5	14.0	42.5	68.9	137.9
29	43	Tschida, Luke	CEN	1990	0.00	47.0	19.2	14.5	14.5	15.5	15.5	15.0	45.0	64.2	
					0.00	51.0	28.8	14.0	14.0	15.5	14.0	14.5	42.5	71.3	135.5
30	14	Selmer, Vetle	NORWAY	1997	0.00	47.5	20.4	15.0	14.0	14.5	15.0	14.5	44.0	64.4	
					0.00	49.0	24.0	15.0	15.5	16.0	16.0	15.5	47.0	71.0	135.4
31	38	Urlaub, Andrew	CEN	2001	0.00	46.0	16.8	14.0	15.0	15.0	16.0	13.5	44.0	60.8	
					0.00	49.0	24.0	14.5	14.5	15.0	15.0	14.5	44.0	68.0	128.8
32	20	Fairgieve-Park, Kalin	CANADA	2000	0.00	45.0	14.4	13.5	14.0	14.0	14.5	14.5	42.5	56.9	
					0.00	48.0	21.6	14.0	15.0	15.0	15.0	15.0	45.0	66.6	123.5
33	22	Johnson, Ryan	CEN	1997	0.00	46.0	16.8	13.5	14.0	13.5	14.5	13.5	41.0	57.8	
					0.00	48.0	21.6	14.0	14.0	14.5	14.5	15.0	43.0	64.6	122.4
34	46	Bolton, Sam	CANADA	2002	0.00	45.0	14.4	14.0	15.5	14.0	15.5	14.5	44.0	58.4	
					0.00	45.0	14.4	14.0	16.0	14.5	15.0	15.0	44.5	58.9	117.3

## PARK CITY NORDIC SKI CLUB





August 2, 2013, Park City, Utah

## Official Special Jumping Results



Rank	StNr	Name	Division	YOB	km/h	Dist	DPts	A	B	C	D	E	SPTs	JPts	TPts
35	35	Virug, Chris	CANADA	2001	0.00	42.0	7.2	14.0	13.5	14.0	14.5	14.5	42.5	49.7	
					0.00	43.0	9.6	13.5	14.5	15.0	15.0	14.0	43.5	53.1	102.8
36	21	Brubaker, Ryan	ALASKA	1999	0.00	43.0	9.6	13.0	13.0	13.5	13.5	13.5	40.0	49.6	
					0.00	44.0	12.0	13.5	14.0	14.5	13.5	13.0	41.0	53.0	102.6
37	27	Sankey, Nolan	RMD	1999	0.00	38.0	-2.4	14.0	13.5	14.5	14.0	14.0	42.0	39.6	
					0.00	39.5	1.2	13.0	13.5	13.5	14.0	14.0	41.0	42.2	81.8
38	39	Buckland, Dawson	CANADA	2000	0.00	39.0	0.0	13.0	13.0	13.5	13.0	13.0	39.0	39.0	
					0.00	40.0	2.4	13.0	13.0	13.5	13.0	14.0	39.5	41.9	80.9
39	44	Tremblay, Stephane	CANADA	2003	0.00	38.0	-2.4	13.0	13.5	13.5	13.5	12.5	40.0	37.6	
					0.00	39.5	1.2	13.0	13.0	13.5	14.5	14.0	40.5	41.7	79.3
40	10	Jarrett, Jack	IMD	2002	0.00	37.0	-4.8	11.5	12.5	12.0	13.0	13.5	37.5	32.7	
					0.00	36.0	-7.2	12.0	13.0	13.0	13.0	12.0	38.0	30.8	63.5
41	19	Stretch, Max	CANADA	2002	0.00	38.0	-2.4	8.5	8.0	12.0	9.5	11.0	29.0	26.6	
					0.00	38.0	-2.4	12.4	13.0	13.0	13.0	13.0	39.0	36.6	63.2
42	5	Zdechlik, Eric	RMD	1998	0.00	33.0	-14.4	12.5	12.5	12.5	12.5	12.5	37.5	23.1	
					0.00	34.0	-12.0	11.5	11.5	13.0	12.0	12.5	36.0	24.0	47.1
43	28	Rogans, Cory	CANADA	2001	0.00	30.0	-21.6	12.0	12.5	13.0	13.0	13.0	38.5	16.9	
					0.00	30.0	-21.6	12.0	12.0	12.0	12.5	12.0	36.0	14.4	31.3



Technical Delegate



Chief of Competition

## PARK CITY NORDIC SKI CLUB



## HS-100

August 3, 2013, Park City, Utah

## Official Special Jumping Results



Rank	StNr	Name	Division	YOB	km/h	Dist	Dpts	A	B	C	D	E	Spts	Jpts	Tpts
<b>Class U20 W</b>															
1	14	Yip, Raven	CANADA	1997	0.00	87.0	54.0	17.0	16.0	15.5	16.0	15.5	47.5	101.5	
					0.00	81.5	43.0	16.5	16.5	15.0	16.0	15.5	48.0	91.0	192.5
2	7	Mitchell, Charlotte	CANADA	1994	0.00	85.5	51.0	15.0	16.5	16.5	16.0	16.5	49.0	100.0	
					0.00	78.0	36.0	16.5	16.5	16.5	16.5	16.0	49.5	85.5	185.5
3	10	Anderson, Emilee	WSJ-USA	1995	0.00	82.5	45.0	16.5	16.0	16.0	17.0	16.5	49.0	94.0	
					0.00	79.0	38.0	16.5	16.0	16.0	17.5	16.5	49.0	87.0	181.0
4	6	Bruce, Mahni	CANADA	1997	0.00	82.0	44.0	15.5	16.0	15.0	15.5	15.5	46.5	90.5	
					0.00	88.0	56.0	8.0	12.5	9.5	10.5	10.0	30.0	86.0	176.5
5	8	Sepandj, Jasmine	CANADA	1995	0.00	87.0	54.0	14.5	15.5	15.5	16.0	16.0	47.0	101.0	
					0.00	73.5	27.0	16.0	16.0	16.0	15.0	16.0	48.0	75.0	176.0
6	11	Hamming, Eloera	CANADA	1999	0.00	77.5	35.0	15.0	15.0	15.0	16.0	16.0	46.0	81.0	
					0.00	80.0	40.0	16.0	16.0	15.0	16.5	15.0	47.0	87.0	168.0
7	5	Bodnarchuck, Natash	CANADA	1998	0.00	74.0	28.0	16.0	15.5	16.0	16.0	15.5	47.5	75.5	
					0.00	74.5	29.0	16.0	16.0	15.0	16.0	14.0	47.0	76.0	151.5
8	9	Maurer, Nicole	CANADA	2000	0.00	74.0	28.0	15.0	14.5	14.5	15.0	15.0	44.5	72.5	
					0.00	71.0	22.0	15.0	14.5	14.5	15.0	14.5	44.0	66.0	138.5
9	12	Hoffmann, Elyse	WSJ-USA	1995	0.00	73.5	27.0	15.0	13.5	15.0	14.0	14.0	43.0	70.0	
					0.00	58.5	-3.0	14.5	14.0	14.5	13.5	13.5	42.0	39.0	109.0
10	13	Streit, Abi	CANADA	2001	0.00	66.0	12.0	14.5	13.5	14.5	14.0	13.5	42.0	54.0	
					0.00	60.0	0.0	0.0	0.0	0.0	0.0	0.0	0.0	0.0	54.0
11	4	Gasienica, Sabina	CEN	1996	0.00	64.0	8.0	14.5	15.0	14.5	15.0	14.0	44.0	52.0	
					0.00	60.0	0.0	0.0	0.0	0.0	0.0	0.0	0.0	0.0	52.0
12	17	Enno, Miranda	CANADA	1997	0.00	63.0	6.0	16.0	15.0	15.5	15.0	14.5	45.5	51.5	
					0.00	60.0	0.0	0.0	0.0	0.0	0.0	0.0	0.0	0.0	51.5
13	15	Wallace, Elisabeth	WSJ-USA	1996	0.00	63.5	7.0	14.5	14.0	14.0	14.0	13.5	42.0	49.0	
					0.00	60.0	0.0	0.0	0.0	0.0	0.0	0.0	0.0	0.0	49.0
14	18	Nester, Sophia	IMD	1999	0.00	54.0	-12.0	14.0	14.0	14.5	14.0	13.0	42.0	30.0	
					0.00	60.0	0.0	0.0	0.0	0.0	0.0	0.0	0.0	0.0	30.0



PARK CITY NORDIC SKI CLUB





## HS-100

August 3, 2013, Park City, Utah

## Official Special Jumping Results



Rank	StNr	Name	Division	YOB	km/h	Dist	DPTs	A	B	C	D	E	SPTs	JPTs	TPTs
<b>Class Sr W</b>															
1	24	Jerome, Jessica	WSJ-USA	1987	0.00	93.5	67.0	17.5	18.0	17.0	17.5	18.5	53.0	120.0	
					0.00	92.0	64.0	16.0	17.5	17.0	17.0	18.0	51.5	115.5	235.5
2	23	Van, Lindsey	WSJ-USA	1984	0.00	95.0	70.0	16.0	17.0	16.0	15.5	17.0	49.0	119.0	
					0.00	86.5	53.0	18.0	17.0	17.5	17.5	18.0	53.0	106.0	225.0
3	27	Hendrickson, Sarah	WSJ-USA	1994	0.00	87.5	55.0	17.0	17.5	17.0	17.5	17.0	51.5	106.5	
					0.00	89.5	59.0	18.0	17.5	17.5	18.0	18.5	53.5	112.5	219.0
4	22	Englund, Nita	RMD	1992	0.00	90.5	61.0	16.0	17.0	15.5	16.5	16.0	48.5	109.5	
					0.00	89.0	58.0	17.0	17.0	15.5	16.5	17.0	50.5	108.5	218.0
5	25	Lussi, Nina	WSJ-USA	1994	0.00	89.0	58.0	17.0	17.5	17.5	17.5	18.0	52.5	110.5	
					0.00	85.5	51.0	17.0	17.0	17.5	17.5	18.0	52.0	103.0	213.5
6	21	Johnson, Alissa	WSJ-USA	1987	0.00	86.0	52.0	17.0	17.0	16.5	17.5	18.0	51.5	103.5	
					0.00	89.5	59.0	16.5	16.0	15.0	16.0	16.0	48.0	107.0	210.5
7	20	Hughes, Abby	WSJ-USA	1989	0.00	87.5	55.0	17.0	17.0	16.5	17.0	16.5	50.5	105.5	
					0.00	80.5	41.0	16.5	16.5	16.5	17.0	17.5	50.0	91.0	196.5
8	26	Hagemoen, Jenny	Norway	1993	0.00	81.5	43.0	17.0	16.5	16.5	17.5	18.0	51.0	94.0	
					0.00	78.5	37.0	17.5	16.5	17.0	17.5	17.0	51.5	88.5	182.5
9	19	Elkins, Kathryn	RMD	1983	0.00	38.0	-44.0	13.5	13.0	13.0	12.5	12.5	38.5	-5.5	
					0.00	60.0	0.0	0.0	0.0	0.0	0.0	0.0	0.0	0.0	-5.5



PARK CITY NORDIC SKI CLUB



## HS-100

August 3, 2013, Park City, Utah

## Official Special Jumping Results



Rank	StNr	Name	Division	YOB	km/h	Dist	Dpts	A	B	C	D	E	SPTs	JPTs	TPts
<b>Class U20 M</b>															
1	69	Lussi, Miles	USASJ	1997	0.00	92.5	65.0	17.0	17.5	17.0	17.5	18.0	52.0	117.0	
					0.00	96.0	72.0	17.5	18.0	17.5	18.0	18.0	53.5	125.5	242.5
2	39	Loomis, Ben	CEN	1998	0.00	90.0	60.0	16.5	17.0	16.5	17.0	17.0	50.5	110.5	
					0.00	92.0	64.0	17.0	17.5	17.0	17.0	17.5	51.5	115.5	226.0
3	29	Larson, Casey	CEN	1998	0.00	86.5	53.0	17.5	16.5	16.5	17.0	16.0	50.0	103.0	
					0.00	94.5	69.0	17.5	17.5	16.5	17.0	17.0	51.5	120.5	223.5
4	43	Reid, Rogan	CANADA	1997	0.00	87.5	55.0	16.5	17.0	16.5	17.0	16.5	50.0	105.0	
					0.00	93.0	66.0	17.0	17.5	16.5	17.5	17.0	51.5	117.5	222.5
5	42	Maurer, Josh	CANADA	1996	0.00	93.5	67.0	15.0	15.0	14.5	13.5	14.5	44.0	111.0	
					0.00	86.0	52.0	15.5	16.5	16.0	17.0	16.5	49.0	101.0	212.0
6	34	Maurer, Dillon	IMD	1994	0.00	86.5	53.0	17.0	16.5	16.0	17.0	16.5	50.0	103.0	
					0.00	86.5	53.0	17.0	16.5	16.5	17.0	16.0	50.0	103.0	206.0
7	61	Andrews, Grant	RMD	1997	0.00	87.0	54.0	16.5	15.0	16.5	17.0	16.5	49.5	103.5	
					0.00	86.0	52.0	16.5	16.5	16.0	17.0	17.0	50.0	102.0	205.5
8	31	Kaiser, Ben	CEN	1998	0.00	87.5	55.0	15.5	15.0	15.0	16.0	15.0	45.5	100.5	
					0.00	83.5	47.0	16.0	16.0	15.5	16.0	15.5	47.5	94.5	195.0
9	56	Polz, Matthew	CANADA	1997	0.00	82.0	44.0	16.0	16.0	15.0	16.5	16.0	48.0	92.0	
					0.00	84.5	49.0	17.5	16.0	17.0	16.5	16.0	49.5	98.5	190.5
10	64	Edlund, Trevor	CEN	1997	0.00	82.0	44.0	17.0	16.5	17.0	16.5	16.5	50.0	94.0	
					0.00	79.0	38.0	16.5	16.0	15.5	16.5	16.0	48.5	86.5	180.5
11	62	Schrock, Somer	CEN	1996	0.00	81.5	43.0	15.5	16.0	16.5	16.5	16.0	48.5	91.5	
					0.00	78.5	37.0	16.5	15.5	16.0	16.0	16.0	48.0	85.0	176.5
12	49	Gessner, Finn	CEN	1999	0.00	81.0	42.0	15.0	15.0	15.0	15.5	16.0	45.5	87.5	
					0.00	79.5	39.0	16.0	15.5	15.5	15.5	15.0	46.5	85.5	173.0
13	55	Vargas, Koby	RMD	1998	0.00	78.5	37.0	17.0	16.0	16.0	16.0	15.5	48.0	85.0	
					0.00	79.0	38.0	17.0	16.0	16.0	16.5	16.5	49.0	87.0	172.0
14	51	Schumann, Stephen	IMD	2000	0.00	76.5	33.0	16.0	15.5	16.0	15.5	15.5	47.0	80.0	
					0.00	81.0	42.0	16.0	16.0	16.0	16.0	15.5	48.0	90.0	170.0
15	60	Doyle, Matt	EAST	1996	0.00	75.0	30.0	16.0	15.0	16.0	15.0	16.5	47.0	77.0	
					0.00	77.5	35.0	17.0	16.0	16.0	16.5	16.5	49.0	84.0	161.0
16	58	Lauchlan, Nigel	CANADA	1996	0.00	83.5	47.0	15.0	14.5	14.0	15.5	14.5	44.0	91.0	
					0.00	71.0	22.0	15.0	13.5	15.0	15.0	13.5	43.5	65.5	156.5
17	67	Petersen, Davis	RMD	1999	0.00	74.5	29.0	15.5	14.5	14.5	15.0	16.0	45.0	74.0	
					0.00	75.0	30.0	16.0	16.0	15.5	16.5	16.5	48.5	78.5	152.5



PARK CITY NORDIC SKI CLUB



## HS-100

August 3, 2013, Park City, Utah

## Official Special Jumping Results



Rank	StNr	Name	Division	YOB	km/h	Dist	DPts	A	B	C	D	E	SPTs	JPTs	TPts
18	37	Rosenthal, Peter	RMD	1998	0.00	82.0	44.0	15.5	15.0	15.0	15.0	15.0	45.0	89.0	
					0.00	68.5	17.0	14.5	14.0	15.0	15.0	13.5	43.5	60.5	149.5
19	53	Munn, Ollie	CANADA	2000	0.00	81.5	43.0	16.5	16.0	16.5	16.5	15.5	49.0	92.0	
					0.00	62.5	5.0	16.0	15.0	16.0	15.5	15.5	47.0	52.0	144.0
20	40	Gebhardt, Wyatt	RMD	1999	0.00	82.5	45.0	15.0	15.0	15.0	15.5	16.5	45.5	90.5	
					0.00	64.5	9.0	14.5	14.0	14.5	14.5	14.0	43.0	52.0	142.5
21	30	Mitchell, Logan	CANADA	1997	0.00	73.5	27.0	16.0	15.5	15.5	15.0	15.0	46.0	73.0	
					0.00	69.0	18.0	16.0	15.5	15.5	15.5	16.0	47.0	65.0	138.0
22	41	Smith, Hunter	CEN	2001	0.00	72.0	24.0	15.5	15.5	16.0	15.5	16.0	47.0	71.0	
					0.00	60.0	0.0	0.0	0.0	0.0	0.0	0.0	0.0	0.0	71.0
23	33	Mattoon, Nate	CEN	1998	0.00	73.0	26.0	15.0	14.5	14.5	15.5	14.5	44.0	70.0	
					0.00	60.0	0.0	0.0	0.0	0.0	0.0	0.0	0.0	0.0	70.0
24	52	Gasienica, Patrick	CEN	1998	0.00	71.0	22.0	15.5	15.5	15.5	15.5	15.5	46.5	68.5	
					0.00	60.0	0.0	0.0	0.0	0.0	0.0	0.0	0.0	0.0	68.5
25	35	Hamler, Adam	CEN	1997	0.00	68.0	16.0	16.0	15.0	16.0	14.0	15.5	46.5	62.5	
					0.00	60.0	0.0	0.0	0.0	0.0	0.0	0.0	0.0	0.0	62.5
26	50	Hoefler, Tucker	IMD	1998	0.00	67.5	15.0	15.5	14.5	15.0	14.5	15.0	44.5	59.5	
					0.00	60.0	0.0	0.0	0.0	0.0	0.0	0.0	0.0	0.0	59.5
27	32	Van Leirop, Jack	CANADA	1999	0.00	67.0	14.0	15.0	14.0	14.5	14.0	15.0	43.5	57.5	
					0.00	60.0	0.0	0.0	0.0	0.0	0.0	0.0	0.0	0.0	57.5
28	44	Livreni, Landon	EAST	2001	0.00	64.0	8.0	16.0	15.0	15.5	15.0	14.5	45.5	53.5	
					0.00	60.0	0.0	0.0	0.0	0.0	0.0	0.0	0.0	0.0	53.5
29	54	Schulz, Karl	EAST	1998	0.00	63.5	7.0	15.5	15.0	14.5	15.0	15.0	45.0	52.0	
					0.00	60.0	0.0	0.0	0.0	0.0	0.0	0.0	0.0	0.0	52.0
30	46	Selmer, Vette	NORWAY	1997	0.00	62.5	5.0	15.0	14.5	14.0	14.0	14.5	43.0	48.0	
					0.00	60.0	0.0	0.0	0.0	0.0	0.0	0.0	0.0	0.0	48.0
31	65	Fairgieve-Park, Kalin	CANADA	2000	0.00	62.0	4.0	14.5	13.5	14.0	13.5	13.5	41.0	45.0	
					0.00	60.0	0.0	0.0	0.0	0.0	0.0	0.0	0.0	0.0	45.0
32	63	Hoffman, Joe	CEN	1997	0.00	61.0	2.0	14.5	13.0	14.0	14.0	13.0	41.0	43.0	
					0.00	60.0	0.0	0.0	0.0	0.0	0.0	0.0	0.0	0.0	43.0
33T	57	Johnson, Ryan	CEN	1997	0.00	60.0	0.0	14.5	13.0	14.0	13.5	14.0	41.5	41.5	
					0.00	60.0	0.0	0.0	0.0	0.0	0.0	0.0	0.0	0.0	41.5
33T	66	Tschida, Luke	CEN	1990	0.00	58.0	-4.0	15.5	14.5	15.5	15.0	15.0	45.5	41.5	
					0.00	60.0	0.0	0.0	0.0	0.0	0.0	0.0	0.0	0.0	41.5



PARK CITY NORDIC SKI CLUB





## HS-100

August 3, 2013, Park City, Utah

## Official Special Jumping Results



Rank	StNr	Name	Division	YOB	km/h	Dist	DPTs	A	B	C	D	E	SPTs	JPTs	TPTs
35	28	Van Leirop, Joey	CANADA	2001	0.00	57.0	-6.0	14.5	14.0	14.0	13.0	13.5	41.5	35.5	
					0.00	60.0	0.0	0.0	0.0	0.0	0.0	0.0	0.0	0.0	35.5
36	1	Urlaub, Andrew	CEN	2001	0.00	54.0	-12.0	15.5	15.0	15.5	14.0	15.0	45.5	33.5	
					0.00	60.0	0.0	0.0	0.0	0.0	0.0	0.0	0.0	0.0	33.5
37	71	Dean, Decker	RMD	2000	0.00	62.5	5.0	6.5	4.0	6.0	5.0	5.0	16.0	21.0	
					0.00	60.0	0.0	0.0	0.0	0.0	0.0	0.0	0.0	0.0	21.0
38	38	White, Trent	EAST	1998	0.00	61.5	3.0	7.0	4.0	6.5	4.0	4.0	14.5	17.5	
					0.00	60.0	0.0	0.0	0.0	0.0	0.0	0.0	0.0	0.0	17.5



PARK CITY NORDIC SKI CLUB





## HS-100

August 3, 2013, Park City, Utah

## Official Special Jumping Results



Rank	StNr	Name	Division	YOB	km/h	Dist	Dpts	A	B	C	D	E	SPTs	JPTs	TPTs
<b>Class Sr M</b>															
1	100	Fairall, Nicholas	USASJ	1989	0.00	98.5	77.0	16.0	16.5	16.5	16.5	16.5	49.5	126.5	
					0.00	102.5	85.0	16.5	17.5	17.0	16.5	17.5	51.0	136.0	262.5
2	94	Boyd-Clowes, Maken	CAN	1991	0.00	98.0	76.0	18.0	18.5	18.0	18.5	18.5	55.0	131.0	
					0.00	94.5	69.0	18.0	18.0	19.0	18.0	19.0	55.0	124.0	255.0
3	73	Glasder, Mike	CEN	1989	0.00	96.0	72.0	17.5	18.5	18.5	17.5	18.5	54.5	126.5	
					0.00	92.5	65.0	17.5	17.5	18.5	18.0	18.5	54.0	119.0	245.5
4	96	Fletcher, Bryan	USA-NC	1986	0.00	100.5	81.0	16.5	18.0	18.0	18.0	18.0	54.0	135.0	
					0.00	87.5	55.0	17.5	17.0	18.5	17.5	18.0	53.0	108.0	243.0
5	98	Alexander, Nicholas	USASJ	1988	0.00	95.5	71.0	17.5	18.0	18.0	18.0	17.5	53.5	124.5	
					0.00	91.0	62.0	17.5	17.5	17.5	18.0	18.0	53.0	115.0	239.5
6	93	Johnson, Anders	USASJ	1989	0.00	92.0	64.0	18.0	18.0	18.5	18.0	18.0	54.0	118.0	
					0.00	90.0	60.0	17.5	17.0	18.0	17.5	18.0	53.0	113.0	231.0
7	99	Frenette, Peter	USASJ	1992	0.00	87.0	54.0	17.0	17.5	17.5	17.5	17.0	52.0	106.0	
					0.00	89.5	59.0	17.5	17.5	17.0	18.0	18.0	53.0	112.0	218.0
8	47	Pretorious, Jean Cha	CANADA	1996	0.00	92.0	64.0	16.5	17.5	16.5	17.0	17.0	50.5	114.5	
					0.00	82.5	45.0	17.5	16.0	16.5	17.5	17.0	51.0	96.0	210.5
9	48	Mah, Nathaniel	CANADA	1995	0.00	87.5	55.0	17.0	16.5	17.0	17.5	16.5	50.5	105.5	
					0.00	84.0	48.0	18.0	17.0	18.0	18.0	17.5	53.5	101.5	207.0
10	89	Rowley, Mathew	CANADA	1993	0.00	89.0	58.0	18.0	17.0	18.0	17.0	17.5	52.5	110.5	
					0.00	80.5	41.0	17.0	16.0	17.5	17.0	17.5	51.5	92.5	203.0
11	72	Denney, Brett	USA-NC	1990	0.00	86.0	52.0	17.0	16.5	17.5	17.5	17.0	51.5	103.5	
					0.00	81.5	43.0	17.0	16.0	17.0	17.0	17.5	51.0	94.0	197.5
12	82	Bickner, Kevin	USASJ	1996	0.00	84.5	49.0	17.0	16.5	17.0	17.5	17.5	51.5	100.5	
					0.00	82.0	44.0	16.5	16.0	17.5	17.5	17.5	51.5	95.5	196.0
13	59	Berend, Ben	RMD	1995	0.00	85.5	51.0	16.0	16.0	15.5	16.5	16.0	48.0	99.0	
					0.00	82.5	45.0	16.5	16.5	17.0	17.0	17.0	50.5	95.5	194.5
14	70	Gantick, Aleck	RMD	1994	0.00	86.0	52.0	17.0	16.5	17.0	17.5	17.0	51.0	103.0	
					0.00	79.5	39.0	16.5	16.5	17.0	17.0	17.5	50.5	89.5	192.5
15	92	DeMong, Bill	USA-NC	1980	0.00	83.5	47.0	17.0	16.5	17.5	17.5	17.0	51.5	98.5	
					0.00	70.0	20.0	15.5	14.5	15.5	16.5	14.5	45.5	65.5	164.0
16	95	Fletcher, Taylor	USA-NC	1990	0.00	82.5	45.0	17.0	16.0	17.0	17.0	17.0	51.0	96.0	
					0.00	60.0	0.0	0.0	0.0	0.0	0.0	0.0	0.0	0.0	96.0
17	86	Lamb, Chris	USASJ	1989	0.00	82.5	45.0	16.5	16.0	17.0	17.0	16.5	50.0	95.0	
					0.00	60.0	0.0	0.0	0.0	0.0	0.0	0.0	0.0	0.0	95.0



PARK CITY NORDIC SKI CLUB






HS-100


August 3, 2013, Park City, Utah

Official Special Jumping Results



Rank	StNr	Name	Division	YOB	km/h	Dist	Dpts	A	B	C	D	E	SPTs	JPTs	TPTs
18	80	Rhoads, Will	USASJ	1995	0.00	79.5	39.0	18.0	16.5	17.5	17.0	17.5	52.0	91.0	
					0.00	60.0	0.0	0.0	0.0	0.0	0.0	0.0	0.0	0.0	91.0
19	88	Schott, Will	IMD	1991	0.00	79.5	39.0	17.5	16.0	17.0	17.0	17.0	51.0	90.0	
					0.00	60.0	0.0	0.0	0.0	0.0	0.0	0.0	0.0	0.0	90.0
20	81	Brown, AJ	CEN	1995	0.00	78.5	37.0	17.0	16.0	16.5	17.0	17.0	50.5	87.5	
					0.00	60.0	0.0	0.0	0.0	0.0	0.0	0.0	0.0	0.0	87.5
21	74	Bailey, Buck	IMD	1989	0.00	77.5	35.0	17.0	16.0	17.0	16.0	17.0	50.0	85.0	
					0.00	60.0	0.0	0.0	0.0	0.0	0.0	0.0	0.0	0.0	85.0
22	76	Wallace, Brian	USASJ	1993	0.00	76.5	33.0	16.0	16.0	15.5	15.5	15.0	47.0	80.0	
					0.00	60.0	0.0	0.0	0.0	0.0	0.0	0.0	0.0	0.0	80.0
23T	75	Friberg, Christian	USASJ	1994	0.00	76.0	32.0	17.0	16.0	15.5	15.0	16.0	47.5	79.5	
					0.00	60.0	0.0	0.0	0.0	0.0	0.0	0.0	0.0	0.0	79.5
23T	78	Savil, Wesley	CAN	1989	0.00	74.5	29.0	17.5	16.5	17.0	16.0	17.0	50.5	79.5	
					0.00	60.0	0.0	0.0	0.0	0.0	0.0	0.0	0.0	0.0	79.5
25	91	Hendrickson, Nick	USA-NC	1991	0.00	74.0	28.0	17.0	15.5	17.5	16.0	16.5	49.5	77.5	
					0.00	60.0	0.0	0.0	0.0	0.0	0.0	0.0	0.0	0.0	77.5
26	87	Loomis, Adam	USA-NC	1992	0.00	73.0	26.0	16.0	15.5	16.5	16.0	16.5	48.5	74.5	
					0.00	60.0	0.0	0.0	0.0	0.0	0.0	0.0	0.0	0.0	74.5
27	45	Madden, Nicholas	RMD	1996	0.00	71.5	23.0	16.5	15.5	15.5	16.0	16.0	47.5	70.5	
					0.00	60.0	0.0	0.0	0.0	0.0	0.0	0.0	0.0	0.0	70.5
28	84	Haupt, Alex	USASJ	1988	0.00	71.5	23.0	14.5	15.5	15.0	16.0	15.5	46.0	69.0	
					0.00	60.0	0.0	0.0	0.0	0.0	0.0	0.0	0.0	0.0	69.0
29	79	Mattoon, Nick	USASJ	1995	0.00	71.0	22.0	16.5	15.0	16.0	15.5	15.0	46.5	68.5	
					0.00	60.0	0.0	0.0	0.0	0.0	0.0	0.0	0.0	0.0	68.5
30	77	Smith, Tyler	RMD	1993	0.00	69.0	18.0	16.0	15.5	16.0	14.5	15.5	47.0	65.0	
					0.00	60.0	0.0	0.0	0.0	0.0	0.0	0.0	0.0	0.0	65.0
31	90	Ward, Michael	USA-NC	1992	0.00	65.5	11.0	16.0	15.0	16.5	15.5	15.5	47.0	58.0	
					0.00	60.0	0.0	0.0	0.0	0.0	0.0	0.0	0.0	0.0	58.0
32	83	Knickerbocker, Spen	RMD	1992	0.00	64.5	9.0	16.0	15.0	16.0	16.0	15.5	47.5	56.5	
					0.00	60.0	0.0	0.0	0.0	0.0	0.0	0.0	0.0	0.0	56.5
33	85	Kowalczyk, Kris	CEN	1978	0.00	59.0	-2.0	16.0	15.5	16.0	15.0	16.0	47.5	45.5	
					0.00	60.0	0.0	0.0	0.0	0.0	0.0	0.0	0.0	0.0	45.5

  
 Technical Delegate

  
 Chief of Competition



PARK CITY NORDIC SKI CLUB







Jump August 2, 2013 XC August 3, 2013, Park City, Utah



Official Nordic Combined Results

Rank	StNr	Name	Division	J Pts	J Rank	Start Time	Finish Time	XC Time	XC Rank	Time Diff	Min/km
<b>Class U10 W</b>			1 km ind								
1	0	Macuga, Alli	IMD	219.1	0	0:00.0	3:57.0	3:57.0	1	0:00.0	3:57.0
<b>Class U10 M</b>			1 km ind								
1	4	Belshaw, Eric	RMD	252.9	1	0:00.0	3:43.0	3:43.0	1	0:00.0	3:43.0
2	0	Roepke, Root	IMD	153.8	0	0:00.0	4:36.0	4:36.0	4	0:53.0	4:36.0
3	6	Sias, Read	RMD	226.5	2	0:40.0	4:53.0	4:13.0	2	1:10.0	4:13.0
4	7	Macuga, Daniel	IMD	225.0	3	0:42.0	5:03.0	4:21.0	3	1:20.0	4:21.0
5	0	Glyvka, Maxim	CEN	207.8	0	0:00.0	5:11.0	5:11.0	5	1:28.0	5:11.0
<b>Class Open C</b>			1 km ind								
1	5	Kam, Kai	ALASKA	235.7	1	0:00.0	3:14.0	3:14.0	1	0:00.0	3:14.0

  
 Technical Delegate

  
 Chief of Competition



PARK CITY NORDIC SKI  
 CLUB USSA US LARGE HILL  
 SKI JUMPING  
 CHAMPIONSHIPS 2014






Jump August 2, 2013 XC August 3, 2013, Park City, Utah



## Official Nordic Combined Results

Rank	StNr	Name	Division	J Pts	J Rank	Start Time	Finish Time	XC Time	XC Rank	Time Diff	Min/km
<b>Class U12 G</b>			2 km ind								
1	14	Belshaw, Annika	RMD	175.8	1	0:00.0	7:41.0	7:41.0	1	0:00.0	3:50.5
2	19	Knutson, Madison	RMD	160.4	2	0:26.0	8:12.0	7:46.0	2	0:31.0	3:53.0
3	20	Stretch, Saige	CANADA	101.0	3	2:08.0	11:30.0	9:22.0	3	3:49.0	4:41.0
<b>Class U12 B</b>			2 km ind								
1	10	Stretch, Max	CANADA	198.1	3	0:09.0	6:40.0	6:31.0	1	0:00.0	3:15.5
2	11	Polster, Tay	IMD	196.7	4	0:11.0	7:02.0	6:51.0	3	0:22.0	3:25.5
3	9	Jarrett, Jack	IMD	203.2	2	0:00.0	7:12.0	7:12.0	4	0:32.0	3:36.0
4	8	Bolton, Sam	CANADA	203.4	1	0:00.0	7:13.0	7:13.0	5	0:33.0	3:36.5
5	13	Tremblay, Stephane	CANADA	188.5	6	0:26.0	7:16.0	6:50.0	2	0:36.0	3:25.0
6	12	Gilbertson, Gunner	RMD	188.7	5	0:25.0	8:21.0	7:56.0	6	1:41.0	3:58.0
7	17	Hopkins, Ben	CANADA	166.6	8	1:03.0	10:26.0	9:23.0	7	3:46.0	4:41.5
DNS	15	Flanigan, Bode	RMD	174.6	7						
<b>Class Open C</b>			2 km ind								
1	16	Kam, Zane	ALASKA	171.1	1	0:00.0	6:54.0	6:54.0	1	0:00.0	3:27.0
2	18	Compton, Gus	ALASKA	160.8	2	0:18.0	9:36.0	9:18.0	2	2:42.0	4:39.0

  
 Technical Delegate

  
 Chief of Competition



**PARK CITY NORDIC SKI  
 CLUB USSA US LARGE HILL  
 SKI JUMPING  
 CHAMPIONSHIPS 2014**







Jump August 2, 2013 XC August 3, 2013, Park City, Utah



## Official Nordic Combined Results

Rank	StNr	Name	Division	J Pts	J Rank	Start Time	Finish Time	XC Time	XC Rank	Time Diff	Min/km
<b>Class U14 G</b>			3 km ind								
1	29	Streit, Abi	CANADA	165.3	3	0:19.0	11:31.0	11:12.0	2	0:00.0	3:44.0
2	27	Schrock, Hana	CEN	170.6	2	0:08.0	12:35.0	12:27.0	3	1:04.0	4:09.0
3	26	Maurer, Nicole	CANADA	174.6	1	0:00.0	12:36.0	12:36.0	4	1:05.0	4:12.0
4	37	Gebhardt, Waverly	RMD	105.6	4	2:18.0	12:56.0	10:38.0	1	1:25.0	3:32.7
<b>Class U14 B</b>			3 km ind								
1	21	Munn, Ollie	CANADA	211.7	1	0:00.0	9:54.0	9:54.0	2	0:00.0	3:18.0
2	22	Fairgieve-Park, Kalin	CANADA	200.0	2	0:23.0	10:31.0	10:08.0	3	0:37.0	3:22.7
3	23	Vargas, Elijah	RMD	196.8	3	0:30.0	10:52.0	10:22.0	6	0:58.0	3:27.3
4	28	Gamber, Bennett	RMD	168.5	6	1:26.0	11:07.0	9:41.0	1	1:13.0	3:13.7
5	31	Burger, Teague	RMD	153.2	8	1:57.0	12:17.0	10:20.0	4	2:23.0	3:26.7
6	32	Virug, Chris	CANADA	153.0	9	1:57.0	13:18.0	11:21.0	7	3:24.0	3:47.0
7	34	Andrews, Brenden	RMD	150.0	11	2:03.0	13:45.0	11:42.0	10	3:51.0	3:54.0
8	30	Rowse, Lucas	RMD	159.6	7	1:44.0	13:49.0	12:05.0	11	3:55.0	4:01.7
9	39	Hermanson, Eli	ALASKA	98.3	14	3:47.0	14:08.0	10:21.0	5	4:14.0	3:27.0
10	33	Buckland, Dawson	CANADA	151.2	10	2:01.0	14:29.0	12:28.0	12	4:35.0	4:09.3
11	36	Rogans, Cory	CANADA	113.5	12	3:16.0	14:41.0	11:25.0	8	4:47.0	3:48.3
12	38	Murray, Alexander	ALASKA	104.5	13	3:34.0	15:01.0	11:27.0	9	5:07.0	3:49.0
13	25	Van Leirop, Joey	CANADA	182.4	5	0:59.0	17:38.0	16:39.0	13	7:44.0	5:33.0
DNS	24	Urlaub, Andrew	CEN	182.7	4						
<b>Class Open C</b>			3 km ind								
1	35	Compton, Hugo	ALASKA	125.2	1	0:00.0	11:06.0	11:06.0	2	0:00.0	3:42.0
2	40	Requist, Olivia	RMD	54.2	2	2:22.0	12:57.0	10:35.0	1	1:51.0	3:31.7

  
 Technical Delegate

  
 Chief of Competition



**PARK CITY NORDIC SKI  
 CLUB USSA US LARGE HILL  
 SKI JUMPING  
 CHAMPIONSHIPS 2014**





Jump August 2, 2013 XC August 3, 2013, Park City, Utah



## Official Nordic Combined Results

Rank	StNr	Name	Division	J Pts	J Rank	Start Time	Finish Time	XC Time	XC Rank	Time Diff	Min/km
<b>Class U17 G</b>			5 km ind								
1	62	Armstrong, Gabby	EAST	87.1	1	0:00.0	14:00.0	14:00.0	1	0:00.0	2:48.0
2	64	Requist, Melissa	RMD	71.4	2	0:38.0	23:29.0	22:51.0	2	9:29.0	4:34.2
<b>Class U17 B</b>			5 km ind								
1	44	Andrews, Grant	RMD	196.1	4	0:20.0	11:18.0	10:58.0	3	0:00.0	2:11.6
2	49	Polz, Matthew	CANADA	187.8	9	0:40.0	11:23.0	10:43.0	2	0:05.0	2:08.6
3	45	Loomis, Ben	CEN	193.9	5	0:26.0	11:28.0	11:02.0	4	0:10.0	2:12.4
4	48	Schumann, Stephen	IMD	188.1	8	0:40.0	11:51.0	11:11.0	5	0:33.0	2:14.2
5	52	Gebhardt, Wyatt	RMD	181.6	12	0:55.0	12:12.0	11:17.0	6	0:54.0	2:15.4
6	51	Vargas, Koby	RMD	183.6	11	0:50.0	12:16.0	11:26.0	7	0:58.0	2:17.2
7	56	Schulz, Karl	EAST	147.2	16	2:18.0	12:56.0	10:38.0	1	1:38.0	2:07.6
8	43	Petersen, Davis	RMD	200.1	3	0:11.0	13:45.0	13:34.0	11	2:27.0	2:42.8
9	42	Larson, Casey	CEN	202.1	2	0:06.0	14:11.0	14:05.0	13	2:53.0	2:49.0
10	53	Rosenthal, Peter	RMD	178.8	13	1:02.0	14:13.0	13:11.0	9	2:55.0	2:38.2
11	46	Dean, Decker	RMD	191.8	6	0:31.0	14:41.0	14:10.0	14	3:23.0	2:50.0
12	58	Hoefler, Tucker	IMD	137.9	18	2:40.0	15:47.0	13:07.0	8	4:29.0	2:37.4
13	61	Brubaker, Ryan	ALASKA	102.6	21	4:05.0	17:25.0	13:20.0	10	6:07.0	2:40.0
14	65	Zdechlik, Eric	RMD	47.1	23	6:18.0	19:55.0	13:37.0	12	8:37.0	2:43.4
15	47	Van Leirop, Jack	CANADA	190.6	7	0:34.0	21:14.0	20:40.0	15	9:56.0	4:08.0
DNF	50	Reid, Rogan	CANADA	187.2	10						
DNS	41	Gessner, Finn	CEN	204.6	1						
DNS	54	White, Trent	EAST	167.8	14						
DNS	55	Livleri, Landon	EAST	147.3	15						
DNS	57	Smith, Hunter	CEN	140.1	17						
DNS	59	Tschida, Luke	CEN	135.5	19						
DNS	60	Urlaub, Andrew	CEN	128.8	20						
DNS	63	Sankey, Nolan	RMD	81.8	22						


 Technical Delegate


 Chief of Competition


**PARK CITY NORDIC SKI  
CLUB USSA US LARGE HILL  
SKI JUMPING  
CHAMPIONSHIPS 2014**





Jump August 3, 2013 XC August 3, 2013, Park City, Utah



## Official Nordic Combined Results

Rank	StNr	Name	Division	J Pts	J Rank	Start Time	Finish Time	XC Time	XC Rank	Time Diff	Min/km
<b>Class U20 M</b> 10 km ind											
1	76	Doyle, Matt	EAST	77.0	1	0:00.0	25:54.0	25:54.0	1	0:00.0	2:35.4
2	78	Madden, Nicholas	RMD	70.5	2	0:26.0	31:06.0	30:40.0	2	5:12.0	3:04.0
<b>Class Sr M</b> 10 km ind											
1	66	Fletcher, Bryan	USA-NC	135.0	1	0:00.0	20:20.0	20:20.0	3	0:00.0	2:02.0
2	73	Fletcher, Taylor	USA-NC	96.0	8	2:36.0	21:41.0	19:05.0	1	1:21.0	1:54.5
3	69	Denney, Brett	USA-NC	103.5	4	2:06.0	22:24.0	20:18.0	2	2:04.0	2:01.8
4	72	DeMong, Bill	USA-NC	98.5	7	2:26.0	24:00.0	21:34.0	5T	3:40.0	2:09.4
5	77	Loomis, Adam	USA-NC	74.5	11	4:02.0	24:33.0	20:31.0	4	4:13.0	2:03.1
6	70	Gantick, Aleck	RMD	103.0	5	2:08.0	24:51.0	22:43.0	9	4:31.0	2:16.3
7	71	Berend, Ben	RMD	99.0	6	2:24.0	24:55.0	22:31.0	8	4:35.0	2:15.1
8	74	Savil, Wesley	CAN	79.5	9	3:42.0	25:16.0	21:34.0	5T	4:56.0	2:09.4
9	68	Mah, Nathaniel	CANADA	105.5	3	1:58.0	25:51.0	23:53.0	11	5:31.0	2:23.3
10	67	Pretorious, Jean Cha	CANADA	114.5	2	1:22.0	26:21.0	24:59.0	13	6:01.0	2:29.9
11	80	Ward, Michael	USA-NC	58.0	13	5:08.0	27:29.0	22:21.0	7	7:09.0	2:14.1
12	79	Smith, Tyler	RMD	65.0	12	4:40.0	27:55.0	23:15.0	10	7:35.0	2:19.5
13	81	Knickerbocker, Spen	RMD	56.5	14	5:14.0	29:55.0	24:41.0	12	9:35.0	2:28.1
DNS	75	Hendrickson, Nick	USA-NC	77.5	10						


  
Technical Delegate


  
Chief of Competition


**PARK CITY NORDIC SKI  
CLUB USSA US LARGE HILL  
SKI JUMPING  
CHAMPIONSHIPS 2014**



## HS-134

August 5, 2013, Park City, Utah

## Official Special Jumping Results



Rank	StNr	Name	Club	YOB	km/h	Dist	DPts	A	B	C	D	E	SPTs	JPTs	TPTs
<b>Class Sr M</b>															
1	41	Boyd-Clowes, Maken	ANSC	1991	96.90	128.0	74.4	16.5	17.0	17.5	17.0	16.5	50.5	124.9	
					96.10	139.0	94.2	17.5	16.5	17.0	17.0	15.5	50.5	144.7	269.6
2	43	Fairall, Nicholas	USASJ	1989	96.20	125.5	69.9	18.5	18.0	18.0	17.5	18.0	54.0	123.9	
					95.70	131.5	80.7	19.0	19.0	18.5	18.5	18.5	56.0	136.7	260.6
3	46	Alexander, Nicholas	USASJ	1988	96.50	122.5	64.5	18.0	18.0	18.0	18.0	17.5	54.0	118.5	
					95.60	124.5	68.1	18.5	18.5	18.5	18.5	18.0	55.5	123.6	242.1
4	44	Lamb, Chris	USASJ	1989	95.60	115.5	51.9	17.0	16.5	17.0	17.5	17.0	51.0	102.9	
					95.40	121.5	62.7	17.5	17.5	18.0	17.5	17.5	52.5	115.2	218.1
5	37	Glasder, Mike	USASJ	1989	96.00	114.5	50.1	17.0	16.5	17.5	17.0	16.5	50.5	100.6	
					0.00	120.5	60.9	17.5	19.0	18.0	17.5	18.0	53.5	114.4	215.0
6	51	Johnson, Anders	USASJ	1989	97.00	115.5	51.9	17.5	17.5	17.5	17.5	17.5	52.5	104.4	
					96.00	118.5	57.3	18.0	18.0	17.5	17.5	17.5	53.0	110.3	214.7
7	33	Haupt, Alex	USASJ	1988	96.20	112.0	45.6	16.0	16.5	16.5	16.0	16.0	48.5	94.1	
					95.30	122.5	64.5	18.0	17.0	18.0	17.5	16.5	52.5	117.0	211.1
8	13	Pretorious, Jean Cha	ANSC	1996	95.80	110.0	42.0	17.5	17.0	17.0	17.0	16.5	51.0	93.0	
					94.70	122.0	63.6	18.0	17.5	16.5	17.5	16.5	51.5	115.1	208.1
9	36	Bickner, Kevin	USASJ	1996	95.90	109.5	41.1	15.5	15.0	17.0	16.5	16.0	48.0	89.1	
					95.10	118.5	57.3	17.0	16.5	16.5	16.5	16.5	49.5	106.8	195.9
10	39	Rhoads, Will	USASJ	1995	99.70	108.5	39.3	17.0	18.0	17.5	17.0	16.5	51.5	90.8	
					95.10	112.0	45.6	17.5	18.0	17.0	17.0	16.5	51.5	97.1	187.9
11	52	Frenette, Peter	USASJ	1992	96.20	111.0	43.8	17.5	17.5	17.0	16.5	17.0	51.5	95.3	
					95.50	111.0	43.8	17.0	16.0	16.0	16.0	16.0	48.0	91.8	187.1
12	31	Friberg, Christian	USASJ	1994	96.40	106.5	35.7	16.5	16.0	17.5	16.5	16.5	49.5	85.2	
					95.40	114.5	50.1	18.0	17.0	17.5	17.0	16.0	51.5	101.6	186.8
13	35	Rowley, Mathew	ANSC	1993	99.80	106.5	35.7	16.5	16.5	17.0	16.0	16.5	49.5	85.2	
					98.40	112.5	46.5	17.5	17.5	17.0	17.0	16.5	51.5	98.0	183.2
14	47	Fletcher, Bryan	USA-NC	1986	96.10	113.5	48.3	17.5	17.5	18.0	17.0	17.0	52.0	100.3	
					95.40	103.5	30.3	17.0	16.5	16.5	16.5	17.0	50.0	80.3	180.6
15	38	Wallace, Brian	USASJ	1993	96.50	101.5	26.7	16.0	16.5	17.5	16.0	16.0	48.5	75.2	
					95.30	114.0	49.2	18.0	17.5	17.5	17.5	16.5	52.5	101.7	176.9
16	3	Schott, Will	PCNSC	1991	95.70	101.5	26.7	16.5	16.0	17.5	16.5	16.5	49.5	76.2	
					94.90	111.0	43.8	17.5	17.5	18.0	17.5	17.0	52.5	96.3	172.5
17	27	Berend, Ben	SSWSC	1995	96.80	100.5	24.9	16.0	15.5	15.5	16.5	16.0	47.5	72.4	
					94.90	109.5	41.1	17.5	17.5	17.0	17.0	17.0	51.5	92.6	165.0



**PARK CITY NORDIC SKI  
CLUB USSA US LARGE HILL  
SKI JUMPING  
CHAMPIONSHIPS 2014**



## HS-134



August 5, 2013, Park City, Utah

## Official Special Jumping Results



Rank	StNr	Name	Club	YOB	km/h	Dist	DPTs	A	B	C	D	E	SPTs	JPTs	TPTs
18	42	DeMong, Bill	USA-NC	1980	96.10	103.0	29.4	16.5	16.5	16.5	16.5	15.5	49.5	78.9	
					95.70	105.0	33.0	17.5	17.0	17.0	17.0	16.0	51.0	84.0	162.9
19	2	Larson, Casey	CEN	1998	94.60	100.5	24.9	16.5	16.5	16.5	15.5	16.0	49.0	73.9	
					93.30	108.5	39.3	16.5	16.5	15.0	16.5	16.5	49.5	88.8	162.7
20	5	Brown, AJ	NORGE	1995	95.90	102.0	27.6	16.5	15.5	17.0	16.5	16.0	49.0	76.6	
					95.20	103.0	29.4	17.0	16.0	15.5	16.5	15.5	48.0	77.4	154.0
21	45	Fletcher, Taylor	USA-NC	1990	95.90	104.5	32.1	17.0	16.5	17.5	16.5	16.5	50.0	82.1	
					94.80	100.5	24.9	16.5	15.5	15.0	15.0	15.0	45.5	70.4	152.5
22	28	Mah, Nathaniel	ANSC	1995	0.00	102.0	27.6	17.0	17.0	17.5	17.0	16.5	51.0	78.6	
					94.90	98.5	21.3	17.0	17.0	17.5	16.5	16.5	50.5	71.8	150.4
23	30	Lussi, Miles	USASJ	1997	96.20	95.0	15.0	16.5	16.5	16.5	15.5	16.0	49.0	64.0	
					93.30	103.5	30.3	17.0	16.5	17.0	17.0	16.5	50.5	80.8	144.8
24	49	Hendrickson, Nick	USA-NC	1991	96.10	95.5	15.9	16.0	16.0	16.5	15.5	16.0	48.0	63.9	
					95.30	95.5	15.9	17.0	17.0	16.5	16.0	16.5	50.0	65.9	129.8
25	18	Reid, Rogan	ANSC	1997	96.70	95.5	15.9	16.5	16.5	16.0	15.5	16.0	48.5	64.4	
					94.50	95.0	15.0	16.5	16.0	16.0	15.5	15.5	47.5	62.5	126.9
26	24	Gantick, Aleck	SSWSC	1994	96.70	94.0	13.2	16.0	15.5	16.0	15.5	15.5	47.0	60.2	
					95.40	95.5	15.9	16.5	16.0	16.0	15.5	16.0	48.0	63.9	124.1
27	40	Denney, Brett	USA-NC	1990	95.90	95.5	15.9	16.0	16.5	16.0	16.0	16.0	48.0	63.9	
					94.50	91.0	7.8	16.5	16.5	16.5	16.0	16.0	49.0	56.8	120.7
28	29	Smith, Tyler	SSWSC	1993	95.90	90.5	6.9	15.5	16.0	16.0	15.5	16.0	47.5	54.4	
					93.80	94.0	13.2	16.0	16.5	16.0	16.5	16.5	49.0	62.2	116.6
29	9	Maurer, Josh	ANSC	1996	95.50	91.5	8.7	16.0	16.0	15.0	15.0	15.5	46.5	55.2	
					94.40	91.0	7.8	15.0	15.5	15.0	14.0	15.0	45.0	52.8	108.0
30	34	Mattoon, Nick	USASJ	1995	96.30	94.0	13.2	14.5	13.5	15.0	14.5	13.5	42.5	55.7	
					94.40	82.5	-7.5	14.0	14.0	13.0	13.5	15.0	41.5	34.0	89.7
31	11	Polz, Matthew	ANSC	1997	95.70	90.5	6.9	16.0	15.5	15.5	15.5	15.5	46.5	53.4	
					0.00	0.0	0.0	0.0	0.0	0.0	0.0	0.0	0.0	0.0	53.4
32	17	Maurer, Dillon	PCNSC	1994	95.70	90.0	6.0	15.5	16.0	16.0	15.0	15.5	47.0	53.0	
					0.00	0.0	0.0	0.0	0.0	0.0	0.0	0.0	0.0	0.0	53.0
33	48	Loomis, Adam	USA-NC	1992	95.90	89.0	4.2	15.5	15.5	16.5	15.0	16.0	47.0	51.2	
					0.00	0.0	0.0	0.0	0.0	0.0	0.0	0.0	0.0	0.0	51.2
34	21	Van Leirop, Jack	ANSC	1999	94.10	89.0	4.2	15.5	15.0	16.0	15.0	16.0	46.5	50.7	
					0.00	0.0	0.0	0.0	0.0	0.0	0.0	0.0	0.0	0.0	50.7



**PARK CITY NORDIC SKI  
CLUB USSA US LARGE HILL  
SKI JUMPING  
CHAMPIONSHIPS 2014**






## HS-134


August 5, 2013, Park City, Utah

## Official Special Jumping Results



Rank	StNr	Name	Club	YOB	km/h	Dist	DPts	A	B	C	D	E	Spts	Jpts	TPts
35	12	Knickerbocker, Spen	SSWSC	1992	97.40	86.5	-0.3	16.0	16.0	16.0	15.0	15.0	47.0	46.7	
					0.00	0.0	0.0	0.0	0.0	0.0	0.0	0.0	0.0	0.0	46.7
36	10	Lauchlan, Nigel	ANSC	1996	99.00	89.5	5.1	14.0	13.5	14.0	14.5	13.5	41.5	46.6	
					0.00	0.0	0.0	0.0	0.0	0.0	0.0	0.0	0.0	0.0	46.6
37	23	Madden, Nicholas	SSWSC	1996	97.40	87.5	1.5	15.0	14.5	15.0	13.5	14.5	44.0	45.5	
					0.00	0.0	0.0	0.0	0.0	0.0	0.0	0.0	0.0	0.0	45.5
38	26	Kaiser, Ben	CEN	1998	96.00	88.0	2.4	15.0	14.5	14.0	14.5	14.0	43.0	45.4	
					0.00	0.0	0.0	0.0	0.0	0.0	0.0	0.0	0.0	0.0	45.4
39	8	Loomis, Ben	CEN	1998	94.10	84.5	-3.9	15.5	15.0	15.5	15.5	15.5	46.5	42.6	
					0.00	0.0	0.0	0.0	0.0	0.0	0.0	0.0	0.0	0.0	42.6
40	20	Schrock, Somer	CEN	1996	95.00	81.5	-9.3	15.5	15.5	15.5	14.5	14.5	45.5	36.2	
					0.00	0.0	0.0	0.0	0.0	0.0	0.0	0.0	0.0	0.0	36.2
41	19	Andrews, Grant	SSWSC	1997	95.10	81.0	-10.2	15.0	15.5	15.0	15.0	15.5	45.5	35.3	
					0.00	0.0	0.0	0.0	0.0	0.0	0.0	0.0	0.0	0.0	35.3
42	15	Edlund, Trevor	CEN	1997	94.90	83.0	-6.6	14.0	14.0	13.5	13.5	14.0	41.5	34.9	
					0.00	0.0	0.0	0.0	0.0	0.0	0.0	0.0	0.0	0.0	34.9
43	32	Ward, Michael	USA-NC	1992	95.60	79.0	-13.8	15.0	15.5	15.5	14.5	15.0	45.5	31.7	
					0.00	0.0	0.0	0.0	0.0	0.0	0.0	0.0	0.0	0.0	31.7
44	14	Mitchell, Logan	ANSC	1997	95.50	76.0	-19.2	15.0	15.0	15.0	14.5	15.0	45.0	25.8	
					0.00	0.0	0.0	0.0	0.0	0.0	0.0	0.0	0.0	0.0	25.8
45	1	Smith, Hunter	CEN	2001	93.60	73.0	-24.6	14.5	15.5	15.5	15.5	15.0	46.0	21.4	
					0.00	0.0	0.0	0.0	0.0	0.0	0.0	0.0	0.0	0.0	21.4
46	22	Mattoon, Nate	CEN	1998	94.40	76.0	-19.2	13.5	14.0	13.5	13.0	13.5	40.5	21.3	
					0.00	0.0	0.0	0.0	0.0	0.0	0.0	0.0	0.0	0.0	21.3
47	16	Gasiienica, Patrick	CEN	1998	94.40	73.0	-24.6	15.0	15.5	13.5	14.5	14.5	44.0	19.4	
					0.00	0.0	0.0	0.0	0.0	0.0	0.0	0.0	0.0	0.0	19.4


 Technical Delegate


 Chief of Competition


**PARK CITY NORDIC SKI  
CLUB USSA US LARGE HILL  
SKI JUMPING  
CHAMPIONSHIPS 2014**



## HS-134

August 5, 2013, Park City, Utah

## Official Special Jumping Results



Rank	StNr	Name	Club	YOB	km/h	Dist	DPts	A	B	C	D	E	SPTs	JPTs	TPTs
<b>Class Sr M</b>															
1	41	Boyd-Clowes, Maken	ANSC	1991	96.90	128.0	74.4	16.5	17.0	17.5	17.0	16.5	50.5	124.9	
					96.10	139.0	94.2	17.5	16.5	17.0	17.0	15.5	50.5	144.7	269.6
2	43	Fairall, Nicholas	USASJ	1989	96.20	125.5	69.9	18.5	18.0	18.0	17.5	18.0	54.0	123.9	
					95.70	131.5	80.7	19.0	19.0	18.5	18.5	18.5	56.0	136.7	260.6
3	46	Alexander, Nicholas	USASJ	1988	96.50	122.5	64.5	18.0	18.0	18.0	18.0	17.5	54.0	118.5	
					95.60	124.5	68.1	18.5	18.5	18.5	18.5	18.0	55.5	123.6	242.1
4	44	Lamb, Chris	USASJ	1989	95.60	115.5	51.9	17.0	16.5	17.0	17.5	17.0	51.0	102.9	
					95.40	121.5	62.7	17.5	17.5	18.0	17.5	17.5	52.5	115.2	218.1
5	37	Glasder, Mike	USASJ	1989	96.00	114.5	50.1	17.0	16.5	17.5	17.0	16.5	50.5	100.6	
					0.00	120.5	60.9	17.5	19.0	18.0	17.5	18.0	53.5	114.4	215.0
6	51	Johnson, Anders	USASJ	1989	97.00	115.5	51.9	17.5	17.5	17.5	17.5	17.5	52.5	104.4	
					96.00	118.5	57.3	18.0	18.0	17.5	17.5	17.5	53.0	110.3	214.7
7	33	Haupt, Alex	USASJ	1988	96.20	112.0	45.6	16.0	16.5	16.5	16.0	16.0	48.5	94.1	
					95.30	122.5	64.5	18.0	17.0	18.0	17.5	16.5	52.5	117.0	211.1
8	13	Pretorious, Jean Cha	ANSC	1996	95.80	110.0	42.0	17.5	17.0	17.0	17.0	16.5	51.0	93.0	
					94.70	122.0	63.6	18.0	17.5	16.5	17.5	16.5	51.5	115.1	208.1
9	36	Bickner, Kevin	USASJ	1996	95.90	109.5	41.1	15.5	15.0	17.0	16.5	16.0	48.0	89.1	
					95.10	118.5	57.3	17.0	16.5	16.5	16.5	16.5	49.5	106.8	195.9
10	39	Rhoads, Will	USASJ	1995	99.70	108.5	39.3	17.0	18.0	17.5	17.0	16.5	51.5	90.8	
					95.10	112.0	45.6	17.5	18.0	17.0	17.0	16.5	51.5	97.1	187.9
11	52	Frenette, Peter	USASJ	1992	96.20	111.0	43.8	17.5	17.5	17.0	16.5	17.0	51.5	95.3	
					95.50	111.0	43.8	17.0	16.0	16.0	16.0	16.0	48.0	91.8	187.1
12	31	Friberg, Christian	USASJ	1994	96.40	106.5	35.7	16.5	16.0	17.5	16.5	16.5	49.5	85.2	
					95.40	114.5	50.1	18.0	17.0	17.5	17.0	16.0	51.5	101.6	186.8
13	35	Rowley, Mathew	ANSC	1993	99.80	106.5	35.7	16.5	16.5	17.0	16.0	16.5	49.5	85.2	
					98.40	112.5	46.5	17.5	17.5	17.0	17.0	16.5	51.5	98.0	183.2
14	47	Fletcher, Bryan	USA-NC	1986	96.10	113.5	48.3	17.5	17.5	18.0	17.0	17.0	52.0	100.3	
					95.40	103.5	30.3	17.0	16.5	16.5	16.5	17.0	50.0	80.3	180.6
15	38	Wallace, Brian	USASJ	1993	96.50	101.5	26.7	16.0	16.5	17.5	16.0	16.0	48.5	75.2	
					95.30	114.0	49.2	18.0	17.5	17.5	17.5	16.5	52.5	101.7	176.9
16	3	Schott, Will	PCNSC	1991	95.70	101.5	26.7	16.5	16.0	17.5	16.5	16.5	49.5	76.2	
					94.90	111.0	43.8	17.5	17.5	18.0	17.5	17.0	52.5	96.3	172.5
17	27	Berend, Ben	SSWSC	1995	96.80	100.5	24.9	16.0	15.5	15.5	16.5	16.0	47.5	72.4	
					94.90	109.5	41.1	17.5	17.5	17.0	17.0	17.0	51.5	92.6	165.0



**PARK CITY NORDIC SKI  
CLUB USSA US LARGE HILL  
SKI JUMPING  
CHAMPIONSHIPS 2014**



## HS-134



August 5, 2013, Park City, Utah

## Official Special Jumping Results



Rank	StNr	Name	Club	YOB	km/h	Dist	DPTs	A	B	C	D	E	SPts	JPts	TPts
18	42	DeMong, Bill	USA-NC	1980	96.10	103.0	29.4	16.5	16.5	16.5	16.5	15.5	49.5	78.9	
					95.70	105.0	33.0	17.5	17.0	17.0	17.0	16.0	51.0	84.0	162.9
19	2	Larson, Casey	CEN	1998	94.60	100.5	24.9	16.5	16.5	16.5	15.5	16.0	49.0	73.9	
					93.30	108.5	39.3	16.5	16.5	15.0	16.5	16.5	49.5	88.8	162.7
20	5	Brown, AJ	NORGE	1995	95.90	102.0	27.6	16.5	15.5	17.0	16.5	16.0	49.0	76.6	
					95.20	103.0	29.4	17.0	16.0	15.5	16.5	15.5	48.0	77.4	154.0
21	45	Fletcher, Taylor	USA-NC	1990	95.90	104.5	32.1	17.0	16.5	17.5	16.5	16.5	50.0	82.1	
					94.80	100.5	24.9	16.5	15.5	15.0	15.0	15.0	45.5	70.4	152.5
22	28	Mah, Nathaniel	ANSC	1995	0.00	102.0	27.6	17.0	17.0	17.5	17.0	16.5	51.0	78.6	
					94.90	98.5	21.3	17.0	17.0	17.5	16.5	16.5	50.5	71.8	150.4
23	30	Lussi, Miles	USASJ	1997	96.20	95.0	15.0	16.5	16.5	16.5	15.5	16.0	49.0	64.0	
					93.30	103.5	30.3	17.0	16.5	17.0	17.0	16.5	50.5	80.8	144.8
24	49	Hendrickson, Nick	USA-NC	1991	96.10	95.5	15.9	16.0	16.0	16.5	15.5	16.0	48.0	63.9	
					95.30	95.5	15.9	17.0	17.0	16.5	16.0	16.5	50.0	65.9	129.8
25	18	Reid, Rogan	ANSC	1997	96.70	95.5	15.9	16.5	16.5	16.0	15.5	16.0	48.5	64.4	
					94.50	95.0	15.0	16.5	16.0	16.0	15.5	15.5	47.5	62.5	126.9
26	24	Gantick, Aleck	SSWSC	1994	96.70	94.0	13.2	16.0	15.5	16.0	15.5	15.5	47.0	60.2	
					95.40	95.5	15.9	16.5	16.0	16.0	15.5	16.0	48.0	63.9	124.1
27	40	Denney, Brett	USA-NC	1990	95.90	95.5	15.9	16.0	16.5	16.0	16.0	16.0	48.0	63.9	
					94.50	91.0	7.8	16.5	16.5	16.5	16.0	16.0	49.0	56.8	120.7
28	29	Smith, Tyler	SSWSC	1993	95.90	90.5	6.9	15.5	16.0	16.0	15.5	16.0	47.5	54.4	
					93.80	94.0	13.2	16.0	16.5	16.0	16.5	16.5	49.0	62.2	116.6
29	9	Maurer, Josh	ANSC	1996	95.50	91.5	8.7	16.0	16.0	15.0	15.0	15.5	46.5	55.2	
					94.40	91.0	7.8	15.0	15.5	15.0	14.0	15.0	45.0	52.8	108.0
30	34	Mattoon, Nick	USASJ	1995	96.30	94.0	13.2	14.5	13.5	15.0	14.5	13.5	42.5	55.7	
					94.40	82.5	-7.5	14.0	14.0	13.0	13.5	15.0	41.5	34.0	89.7
31	11	Polz, Matthew	ANSC	1997	95.70	90.5	6.9	16.0	15.5	15.5	15.5	15.5	46.5	53.4	
					0.00	0.0	0.0	0.0	0.0	0.0	0.0	0.0	0.0	0.0	53.4
32	17	Maurer, Dillon	PCNSC	1994	95.70	90.0	6.0	15.5	16.0	16.0	15.0	15.5	47.0	53.0	
					0.00	0.0	0.0	0.0	0.0	0.0	0.0	0.0	0.0	0.0	53.0
33	48	Loomis, Adam	USA-NC	1992	95.90	89.0	4.2	15.5	15.5	16.5	15.0	16.0	47.0	51.2	
					0.00	0.0	0.0	0.0	0.0	0.0	0.0	0.0	0.0	0.0	51.2
34	21	Van Leirop, Jack	ANSC	1999	94.10	89.0	4.2	15.5	15.0	16.0	15.0	16.0	46.5	50.7	
					0.00	0.0	0.0	0.0	0.0	0.0	0.0	0.0	0.0	0.0	50.7



**PARK CITY NORDIC SKI  
CLUB USSA US LARGE HILL  
SKI JUMPING  
CHAMPIONSHIPS 2014**




## HS-134


August 5, 2013, Park City, Utah

## Official Special Jumping Results



Rank	StNr	Name	Club	YOB	km/h	Dist	DPts	A	B	C	D	E	SPTs	JPTs	TPts
35	12	Knickerbocker, Spen	SSWSC	1992	97.40	86.5	-0.3	16.0	16.0	16.0	15.0	15.0	47.0	46.7	
					0.00	0.0	0.0	0.0	0.0	0.0	0.0	0.0	0.0	0.0	46.7
36	10	Lauchlan, Nigel	ANSC	1996	99.00	89.5	5.1	14.0	13.5	14.0	14.5	13.5	41.5	46.6	
					0.00	0.0	0.0	0.0	0.0	0.0	0.0	0.0	0.0	0.0	46.6
37	23	Madden, Nicholas	SSWSC	1996	97.40	87.5	1.5	15.0	14.5	15.0	13.5	14.5	44.0	45.5	
					0.00	0.0	0.0	0.0	0.0	0.0	0.0	0.0	0.0	0.0	45.5
38	26	Kaiser, Ben	CEN	1998	96.00	88.0	2.4	15.0	14.5	14.0	14.5	14.0	43.0	45.4	
					0.00	0.0	0.0	0.0	0.0	0.0	0.0	0.0	0.0	0.0	45.4
39	8	Loomis, Ben	CEN	1998	94.10	84.5	-3.9	15.5	15.0	15.5	15.5	15.5	46.5	42.6	
					0.00	0.0	0.0	0.0	0.0	0.0	0.0	0.0	0.0	0.0	42.6
40	20	Schrock, Somer	CEN	1996	95.00	81.5	-9.3	15.5	15.5	15.5	14.5	14.5	45.5	36.2	
					0.00	0.0	0.0	0.0	0.0	0.0	0.0	0.0	0.0	0.0	36.2
41	19	Andrews, Grant	SSWSC	1997	95.10	81.0	-10.2	15.0	15.5	15.0	15.0	15.5	45.5	35.3	
					0.00	0.0	0.0	0.0	0.0	0.0	0.0	0.0	0.0	0.0	35.3
42	15	Edlund, Trevor	CEN	1997	94.90	83.0	-6.6	14.0	14.0	13.5	13.5	14.0	41.5	34.9	
					0.00	0.0	0.0	0.0	0.0	0.0	0.0	0.0	0.0	0.0	34.9
43	32	Ward, Michael	USA-NC	1992	95.60	79.0	-13.8	15.0	15.5	15.5	14.5	15.0	45.5	31.7	
					0.00	0.0	0.0	0.0	0.0	0.0	0.0	0.0	0.0	0.0	31.7
44	14	Mitchell, Logan	ANSC	1997	95.50	76.0	-19.2	15.0	15.0	15.0	14.5	15.0	45.0	25.8	
					0.00	0.0	0.0	0.0	0.0	0.0	0.0	0.0	0.0	0.0	25.8
45	1	Smith, Hunter	CEN	2001	93.60	73.0	-24.6	14.5	15.5	15.5	15.5	15.0	46.0	21.4	
					0.00	0.0	0.0	0.0	0.0	0.0	0.0	0.0	0.0	0.0	21.4
46	22	Mattoon, Nate	CEN	1998	94.40	76.0	-19.2	13.5	14.0	13.5	13.0	13.5	40.5	21.3	
					0.00	0.0	0.0	0.0	0.0	0.0	0.0	0.0	0.0	0.0	21.3
47	16	Gasiienica, Patrick	CEN	1998	94.40	73.0	-24.6	15.0	15.5	13.5	14.5	14.5	44.0	19.4	
					0.00	0.0	0.0	0.0	0.0	0.0	0.0	0.0	0.0	0.0	19.4


 Technical Delegate


 Chief of Competition


**PARK CITY NORDIC SKI  
CLUB USSA US LARGE HILL  
SKI JUMPING  
CHAMPIONSHIPS 2014**



## HS-134



August 4, 2013, Park City, Utah

## Official Special Jumping Results



Rank	StNr	Name	Club	YOB	km/h	Dist	DPts	A	B	C	D	E	SPTs	JPTs	TPts
<b>Class Sr W</b>															
1	11	Hendrickson, Sarah	WSJ-USA	1994	98.10	125.5	69.9	17.5	18.5	18.0	17.5	18.5	54.0	123.9	
					0.00	111.5	44.7	18.5	18.0	17.5	17.5	18.0	53.5	98.2	222.1
2	10	Jerome, Jessica	WSJ-USA	1987	99.00	120.0	60.0	17.5	17.5	18.5	18.0	17.0	53.0	113.0	
					0.00	111.0	43.8	18.0	18.5	17.5	17.5	17.5	53.0	96.8	209.8
3	12	Van, Lindsey	WSJ-USA	1984	98.70	108.5	39.3	18.0	18.0	17.5	17.0	18.0	53.5	92.8	
					0.00	104.0	31.2	17.0	17.5	17.0	16.5	16.5	50.5	81.7	174.5
4	3	Englund, Nita	SSWSC	1992	98.30	114.5	50.1	16.5	16.0	17.5	15.5	16.0	48.5	98.6	
					0.00	99.5	23.1	17.5	17.5	17.0	16.0	16.5	51.0	74.1	172.7
5	8	Lussi, Nina	WSJ-USA	1994	97.30	105.0	33.0	17.5	18.0	17.0	16.5	17.0	51.5	84.5	
					0.00	104.0	31.2	17.0	18.0	17.5	16.0	17.0	51.5	82.7	167.2
6	5	Johnson, Alissa	WSJ-USA	1987	97.60	111.5	44.7	17.5	17.5	17.5	17.0	17.5	52.5	97.2	
					0.00	95.0	15.0	17.0	16.5	16.5	16.5	16.5	49.5	64.5	161.7
7	6	Hughes, Abby	WSJ-USA	1989	98.00	101.0	25.8	17.0	16.5	17.5	15.5	16.0	49.5	75.3	
					0.00	98.5	21.3	16.5	16.0	16.5	16.0	16.0	48.5	69.8	145.1
8	1	Anderson, Emilee	WSJ-USA	1995	98.40	95.5	15.9	16.0	15.5	16.0	16.0	15.5	47.5	63.4	
					0.00	91.0	7.8	15.5	15.0	15.0	15.0	15.0	45.0	52.8	116.2
9	4	Yip, Raven	ANSC	1997	97.60	100.0	24.0	16.0	16.5	16.5	15.5	15.0	48.0	72.0	
					0.00	86.0	-1.2	15.0	14.5	14.0	14.0	15.0	43.5	42.3	114.3
10	9	Mitchell, Charlotte	ANSC	1994	97.90	94.5	14.1	16.5	16.0	16.0	16.5	15.5	48.5	62.6	
					0.00	88.0	2.4	16.0	15.5	15.0	15.5	15.5	46.5	48.9	111.5
11	7	Sepandj, Jasmine	ANSC	1995	97.80	92.5	10.5	16.0	15.5	16.0	16.0	14.5	47.5	58.0	
					0.00	90.5	6.9	16.0	15.0	15.5	15.5	15.0	46.0	52.9	110.9
12	2	Bluce, Mahni	ANSC	1997	98.10	94.5	14.1	14.5	14.0	17.5	15.0	14.0	43.5	57.6	
					0.00	83.5	-5.7	14.5	14.0	14.0	14.5	13.0	42.5	36.8	94.4


  
Technical Delegate


  
Chief of Competition


**PARK CITY NORDIC SKI  
CLUB USSA US LARGE HILL  
SKI JUMPING  
CHAMPIONSHIPS 2014**

